SALT RIVER PROJECT AGRICULTURAL IMPROVEMENT AND POWER DISTRICT BOARD MEETING NOTICE AND AGENDA

BOARD OF DIRECTORS

Monday, March 2, 2026, 9:30 AM

SRP Administration Building
1500 N. Mill Avenue, Tempe, AZ 85288

Call to Order
Invocation
Pledge of Allegiance
Roll Call
Safety Minute

1. Service Awards ..... VICE PRESIDENT CHRIS DOBSON

   A. Nicholas Brown – 10 Years
   B. Chris Dobson – 20 Years

2. **CONSENT AGENDA:** The following agenda item(s) will be considered as a group by the Board of Directors and will be enacted with one motion. There will be no separate discussion of these item(s) unless a Board Member requests, in which event the agenda item(s) will be removed from the Consent Agenda and considered as a separate item ..... VICE PRESIDENT CHRIS DOBSON

   A. Request for approval of the minutes for the meetings of January 13 and February 2, 2026.

   B. Request for approval of the Monthly Cash Statement for January 2026 (recommended by the Finance and Budget Committee on February 19, 2026).

   C. Request for approval to contribute $186,000 to Maricopa Community Colleges Foundation: $62,000 per year for three years - $20,000 to support the Phoenix Forge Makerspace; $20,000 to support the Go Get IT Program; $16,365 to support basic needs Student Emergency Fund; and $5,635 towards grant fees (recommended by the Community Relations Committee on February 19, 2026).

   D. Request for approval to contribute $135,000 to Valley of the Sun United Way: $125,000 to support the Homelessness Prevention Programming; and $10,000 to sponsor the We Are UNITED event on April 29, 2026 (recommended by the Community Relations Committee on February 19, 2026).

   E. Request for approval to contribute $75,000 to Chicanos Por La Causa (CPLC): $25,000 per year for three years to support the CPLC Housing Program (recommended by the Community Relations Committee on February 19, 2026).

F. Request for approval to contribute $65,000 to Northern Arizona University (NAU) Foundation to support the Institute for Tribal Environmental Professionals (ITEP) Internship Program (recommended by the Community Relations Committee on February 19, 2026).

G. Request for approval to contribute $50,000 to Arizona Faith Network to support the Extreme Heat Relief Program (recommended by the Community Relations Committee on February 19, 2026).

H. Request for approval to contribute $35,000 to Central Arizona Shelter Services (CASS) to support the Single Adult Shelter Services (recommended by the Community Relations Committee on February 19, 2026).

I. Request for approval to contribute $35,000 to Foster360 to support the Foster360 Housing Program (recommended by the Community Relations Committee on February 19, 2026).

J. Request for approval to use eminent domain to acquire the land rights needed to construct the Germann-Rhinehart 69kV Transmission Line Project (see proposed resolution) (recommended by the Facilities and Support Services Committee on February 19, 2026).

K. Request for approval to dedicate approximately 12,500 square feet of land to the Town of Queen Creek as a road right-of-way in connection to the Rhinehart Substation Project (see proposed resolution) (recommended by the Facilities and Support Services Committee on February 19, 2026).

3. Report of the Compensation Committee Meeting of February 17, 2026 ..... DIRECTOR KRISTA O'BRIEN

Request for approval to cancel the Managed Accounts (MA) feature within the SRP Employees' 401(k) Plan.

4. Report of the Power Committee Meeting of February 19, 2026 ..... DIRECTOR ROBERT ARNETT

Request for approval of SRP's Wildfire Mitigation Plan developed in accordance with A.R.S. §30-903 and §37-1311 (see proposed resolution).

5. Report of the Finance and Budget Committee Meeting of February 19, 2026 ..... DIRECTOR KATHY MOHR-ALMEIDA

Closed Session, pursuant to A.R.S. §30-805(B), for the Board to consider matters relating to competitive activity, including trade secrets or privileged or confidential commercial or financial information, with respect to a request for approval to update the terms and extend the maturity date for the existing Revolving Credit Agreement (RCA) with TD Bank and enter into a new RCA with Royal Bank of Canada.

6. Update on the Recovery Level of the Fuel and Purchased Power Adjustment Mechanism (FPPAM) ..... JOHN TUCKER

   Informational presentation regarding the current and anticipated recovery level of the FPPAM.

7. Economic Outlook ..... GEORGE HAMMOND and PAUL BACHMAN

   Informational presentation regarding the national and local economic outlook with a focus on the labor market, consumer spending, inflation, business investment/economic development pipeline, and near-term economic forecasts.

8. Report on Current Events by the General Manager and Chief Executive Officer and Designees ..... JIM PRATT

   A. Power System ..... BOBBY OLSEN
   B. Finance and Information Services ..... BRIAN KOCH
   C. Water Stewardship ..... LESLIE MEYERS

9. Reservoir Report / Weather Report ..... JAMES WALTER

10. Council Chair's Report ..... COUNCIL CHAIR ROCKY SHELTON

11. President's Report ..... VICE PRESIDENT CHRIS DOBSON

The Board may vote during the meeting to go into Executive Session, pursuant to A.R.S. §38-431.03 (A)(3), for the purpose of discussion or consultation for legal advice with legal counsel to the Board on any of the matters listed on the agenda.

The Board may go into Closed Session, pursuant to A.R.S. §30-805(B), for discussion of records and proceedings relating to competitive activity, including trade secrets or privileged or confidential commercial or financial information.

Visitors: The public has the option to attend in-person or observe via Zoom and may receive teleconference information by contacting the Corporate Secretary's Office at (602) 236-4398. If attending in-person, all property in your possession, including purses, briefcases, packages, or containers, will be subject to inspection.

THE NEXT BOARD MEETING IS SCHEDULED FOR MONDAY, APRIL 13, 2026

SAFETY MINUTE: SRP'S ELECTRICAL SAFETY WORKSHOP

SRP BOARD

DENNY COX
SENIOR MANAGER, SAFETY SERVICES

MARCH 2, 2026

Delivering water and power™

SAFETY MINUTE: 37TH ANNUAL ELECTRICAL SAFETY WORKSHOP

Helping our community work safely around electrical infrastructure

- *Approximately 300 participants attended the event at PERA on February 21.*
  - Tree trimmers, landscapers, equipment operators, scaffold builders, painters, roofers, construction workers, HVAC employees, trade school students
- *Topics included:*
  - Electrical hazard awareness, minimum approach distances, step-and-touch potential, trench safety, burn awareness, Blue Stake, safety culture basics
- *Key Takeaways:*
  - *Always call 811 before you dig, stay at least 10 feet away from energized equipment, contact Safety Services Public Safety team with questions*

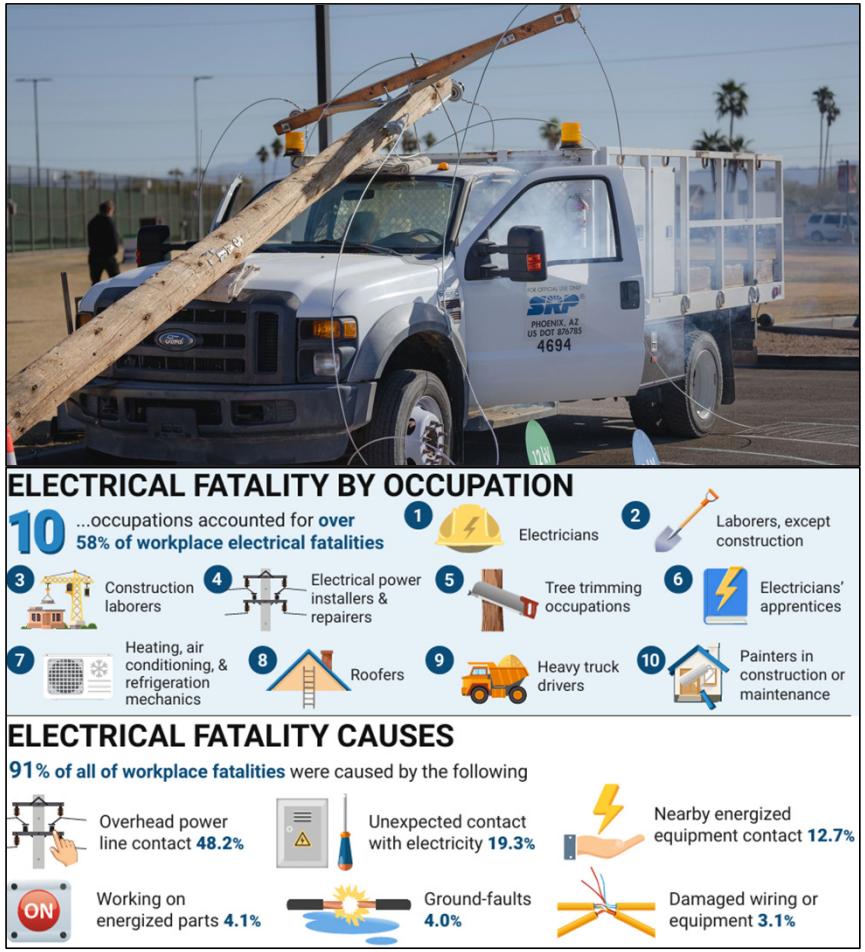

MINUTES
JOINT BOARD OF DIRECTORS AND COUNCIL
SALT RIVER PROJECT AGRICULTURAL IMPROVEMENT AND POWER DISTRICT
WORK STUDY SESSION

DRAFT

January 13, 2026

In accordance with a written order and call signed by the President of the Salt River Project Agricultural Improvement and Power District (the District) and filed with Corporate Secretary J. Felty, a joint meeting of the Board of Directors and Council of the District convened at 9:30 a.m. on Tuesday, January 13, 2026, at the PERA Sandhill East and West Rooms, 1 East Continental Drive, Tempe, Arizona. This meeting was conducted in-person and via teleconference in compliance with open meeting law guidelines. The District and Salt River Valley Water Users' Association (the Association) are collectively known as SRP.

Vice President C. Dobson called the meeting to order, and Corporate Secretary J. Felty entered into the minutes the order for the meeting, as follows:

Tempe, Arizona
January 6, 2026

NOTICE OF MEETING

> I, David Rousseau, the duly elected and qualified President of the Salt River Project Agricultural Improvement and Power District (the District), do hereby order a joint meeting of the Board of Directors and Council to be held at 9:30 a.m. on Tuesday, January 13, 2026, from the Sandhill East and West Rooms, at the PERA, 1 East Continental Drive, Tempe, Arizona. The purpose of the joint meeting is to discuss, consider, or make decisions on the matters listed on the agenda.
>
> WITNESS my hand this 6th day of January 2026.
>
> /s/ David Rousseau
> President

Present at roll call were President D. Rousseau; Vice President C. Dobson; Directors R. Arnett, K. Johnson, S. Kennedy, K. Mohr-Almeida, K. O'Brien, M. Pace, P. Rovey, and S. Williams; Council Chair R. Shelton; Council Vice Chair B. Paceley; and Council Members J. Augustine, M. Farmer, A. Freeman, G. Geiger, E. Gorsegner, A. Hatley, R. Kolb, W. Lines, M. Mulligan, S. Naylor, M. Pedersen, M. Rakow, C. Resch-Geretti, W. Schrader III, W. Sheely, R. Swier, and N. Vanderwey.

Absent at roll call were Directors N. Brown, C. Clowes, M. Herrera, R. Miller, J. White Jr., and L. Williams; and Council Members M. Brooks, T. Francis, A. Herrera,

D. Lamoreaux, C. Leatherwood, J. Miller, E. Pedersen, I. Rakow, P. Van Hofwegen, and M. Warren.

Also present were Governor L. Rovey of the Association; I. Avalos, A. Bond-Simpson, M. Burger, A. Chabrier, J. Cohen, D. Felix, J. Felty, S. Glover, M. Greene, L. Hobaica, D. Jackson, C. Janick, V. Kisicki, B. Koch, K. Lee, B. Mcclellan, S. McCoy, L. Meyers, D. Mitchell, B. Olsen, D. Patterson, J. Pratt, M. Purnell, J. Schuricht, C. Sifuentes-Kohlbeck, P. Sigl, R. Taylor, and J. Tucker of SRP; and Autumn Johnson of Tierra Strategy.

In compliance with A.R.S. §38-431.02, Andrew Davis of the Corporate Secretary's Office had posted a notice and agenda of the meeting of the Board of Directors and Council at the SRP Administration Building, 1500 N. Mill Avenue, Tempe, Arizona, at 9:00 a.m. on Friday, January 9, 2026.

Opening Statement

Vice President C. Dobson extended a welcome to the Board and Council Members in attendance.

Safety Minute

Sara McCoy, SRP Director of Risk Management, presented a safety minute highlighting the recipients of SRP's annual safety awards.

S. McCoy left the meeting.

Financial Plan 2027 (FP27) Budget Overview

Using a PowerPoint presentation, Brian Koch, SRP Associate General Manager and Chief Financial Executive, stated that the purpose of the presentation was to provide an overview and context for the SRP FP27 budget approval period. They said that SRP's load, resource, and financial plans address the challenging external pressures of increased demand and escalating costs.

B. Koch reviewed key dates in 2026 leading up to SRP's Fiscal Year 2026 (FY26) year-end budget. They introduced Jed Cohen, SRP Senior Manager of Forecasting and Load Research.

SRP's Corporate Load Forecast

Continuing, J. Cohen explained that load forecasts inform decision making and unify planning and detailed the near-term and long-term considerations. They compared SRP's peak load forecast and energy sales forecast accuracy to the national average.

J. Cohen provided an overview of the forecast inputs and external partners and groups that provide data in the forecast process. They said that this year's key inputs will focus on the current economic outlook, SRP Board approved new price plans, and regulatory and legislative items.

J. Cohen explained how major load forecast products and use cases feed into the annual financial plan and budget. They compared pre-recession actual peak forecasting from FY95 through FY03 to FY04 peak forecast (FY04-FY09) and FY05 peak forecast (FY04 - FY10).

J. Cohen explained that SRP is entering a new era of load growth that they termed the Data Center Boom. They stated that growth in SRP's service territory is accelerating up to 6.6% per year based on its FP26 forecast.

J. Cohen highlighted the major drivers that changed in load forecasting post-recession from 2011 through 2022, as follows: 1) energy efficiency improvements; 2) large scale electrification; and 3) distributed energy resources. They said that from 2023 onward, onshoring and data centers have been the new major drivers.

J. Cohen provided an overview of a Large Business Customer (LBC), current LBCs, and the LBC pipeline in SRP's service territory. They said that SRP uses best practice methods for commercial readiness assessments of LBC projects.

J. Cohen said that SRP continues to move towards greater certainty in its planning process. They concluded with a discussion of key takeaways.

J. Cohen introduced Angie Bond-Simpson, SRP Senior Director of Resource Management.

Resource Plan

Continuing, A. Bond-Simpson presented a chart of FP26 remaining summer capacity needs from FY26 through FY35. They reminded the Board and Council Members of the SRP system strategies.

A. Bond-Simpson detailed FY26 efforts to meet capacity needs, including projects online or expected to be online by 2026, executed agreements, and board approved projects not yet under contract. They concluded with an overview of the unprecedented scale and complexity of the electrical infrastructure.

A. Bond-Simpson introduced Bobby Olsen, SRP Associate General Manager and Chief Power System Executive.

Continuing, B. Olsen provided a list of Certificates of Environmental Compatibility (CECs) that SRP is pursuing from 2026 through 2028 required for transmission and

generation. They introduced Bill Mcclellan, SRP Director of Resource Planning, Acquisition, and Development.

Continuing, B. Mcclellan discussed the challenges SRP is facing amid rising cost and development risk. They compared FP26 to FP27 resource cost increases for solar, wind, batteries, and natural gas.

B. McClellan concluded with a discussion regarding risk mitigations and what to expect for FP27. They introduced Danielle Jackson, SRP Director of Financial Planning and Analysis.

Financial Plan

Continuing, D. Jackson reviewed the annual financial plan and budget process and stated that the financial plan and budget are built to support the funding of the Board approved 2035 objectives. They provided an overview of SRP's financial structure which focuses solely on returning value to its customers.

D. Jackson provided details of SRP's credit rating strength, publicly announced rate adjustments, and regional energy costs. They discussed affordability, cost control, and rising core infrastructure costs. D. Jackson concluded with a review of cash flows, annual financing plan objectives, and a FP27 preview.

Review and Summary

B. Koch summarized the load forecast, resource plan, major projects, current position, and financial plan presentations.

A. Bond-Simpson, J. Cohen, D. Jackson, B. Koch, B. Mcclellan, and B. Olsen responded to questions from the Board and Council.

Copies of the PowerPoint slides used in this presentation are on file in the Corporate Secretary's Office and, by reference, have been made a part of these minutes.

M. O'Connor of SRP entered the meeting during the presentation.

Conclusion

Vice President C. Dobson thanked A. Bond-Simpson, J. Cohen, D. Jackson, B. Koch, B. Mcclellan, and B. Olsen for their presentations.

There being no further business, the meeting adjourned at 11:34 a.m.

John Felty
Corporate Secretary

MINUTES
BOARD OF DIRECTORS
SALT RIVER PROJECT AGRICULTURAL IMPROVEMENT AND POWER DISTRICT

DRAFT

February 2, 2026

In accordance with a written order and call signed by the President of the Salt River Project Agricultural Improvement and Power District (the District) and filed with Corporate Secretary J. Felty, a meeting of the Board of Directors of SRP convened at 9:30 a.m. on Monday, February 2, 2026, from the Board Room at the SRP Administration Building, 1500 North Mill Avenue, Tempe, Arizona. This meeting was conducted in-person and via teleconference in compliance with open meeting law guidelines. The District and Salt River Valley Water Users' Association (the Association) are collectively known as SRP.

President D. Rousseau called the meeting to order, and Corporate Secretary J. Felty entered into the minutes the order for the meeting, as follows:

Tempe, Arizona
January 26, 2026

NOTICE OF MEETING

> I, David Rousseau, the duly elected and qualified President of the Salt River Project Agricultural Improvement and Power District (the District), do hereby order a meeting of the Board of Directors to be held at 9:30 a.m. on Monday, February 2, 2026, from the Board Room at the SRP Administration Building, 1500 North Mill Avenue, Tempe, Arizona. The purpose of the meeting is to discuss, consider, or make decisions on the matters listed on the agenda.
>
> WITNESS my hand this 26th day of January 2026.
>
> /s/ David Rousseau
> President

Director R. Arnett offered the invocation. Corporate Secretary J. Felty led the Pledge of Allegiance.

Board Members present at roll call were President D. Rousseau; and Directors R. Arnett, N. Brown, C. Clowes, M. Herrera, K. Johnson, S. Kennedy, R. Miller, K. Mohr-Almeida, K. O'Brien, M. Pace, P. Rovey, J. White Jr., L. Williams, and S. Williams.

Also present were Governor L. Rovey of the Association; Council Chair R. Shelton; Council Vice Chair B. Paceley; Council Member E. Gorsegner; Customer Utility Panel (CUP) Chair M. Przybylski; I. Avalos, M. Burger, A. Chabrier, H. Cruz,

M. Ernesto-Mulato, J. Felty, J. Fry, L. Hobaica, V. Kisicki, M. Klein, B. Koch, K. Lee, S. McCoy, L. Meyers, M. O'Connor, B. Olsen, J. Pratt, C. Sifuentes-Kohlbeck, R. Taylor, and J. Wright of SRP; Autumn Johnson of Tierra Strategy; Tammi Watson of Central Arizona Project (CAP); and Nicole Brown, Regina Gutierrez, and Melissa Harlan, members of the public.

In compliance with A.R.S. §38-431.02, Andrew Davis of the Corporate Secretary's Office had posted a notice and agenda of the meeting of the Board of Directors at the SRP Administration Building, 1500 North Mill Avenue, Tempe, Arizona, at 9:00 a.m. on Friday, January 30, 2026.

Safety Minute

Using a PowerPoint presentation, Sara McCoy, SRP Director of Risk Management, provided a safety minute regarding mindful driving.

Copies of the PowerPoint slides used in this presentation are on file in the Corporate Secretary's Office and, by reference, made a part of these minutes.

S. McCoy of SRP left the meeting.

CUP Chair's Report

CUP Chair M. Przybylski reported on discussions held at the January 29, 2026, CUP meeting.

Consent Agenda

President D. Rousseau requested a motion for Board approval of the Consent Agenda, in its entirety, as presented.

On a motion duly made by Director M. Herrera and seconded by Director K. Johnson, the Board unanimously approved and adopted the following items on the Consent Agenda:

A. Approval of the minutes for the meeting of January 5, 2026.

B. Approval of the Annual Cash Statement for Period Ending December 2025 (recommended by the Finance and Budget Committee on January 22, 2026).

C. Approval of the Monthly Cash Statement for December 2025 (recommended by the Finance and Budget Committee on January 22, 2026).

Corporate Secretary J. Felty polled the Directors on Director M. Hererra's motion to approve the Consent Agenda, in its entirety. The vote was recorded as follows:

YES:	President D. Rousseau; and Directors R. Arnett, N. Brown, C. Clowes, M. Herrera, K. Johnson, S. Kennedy, R. Miller, K. Mohr-Almeida, K. O'Brien, M. Pace, P. Rovey, J. White Jr., L. Williams, and S. Williams	(15)
NO:	None	(0)
ABSTAINED:	None	(0)
ABSENT:	None	(0)

Copies of the handouts distributed are on file in the Corporate Secretary's Office and, by reference, made a part of these minutes.

Report of the Power Committee Meeting of January 22, 2026

Director R. Arnett reported that Management, at the Power Committee meeting of January 22, 2026, requested approval, in accordance with the terms discussed, to authorize the Associate General Manager and Chief Power System Executive to enter into purchase agreements for long-lead-time equipment for the Pumped Storage Project, provided the cost shall not exceed $200 million.

On a motion duly made by Director R. Arnett, seconded by Director M. Herrera and carried, the Board granted approval, as recommended by the Finance and Budget Committee.

Corporate Secretary J. Felty polled the Directors on Director R. Arnett's motion for approval. The vote was recorded as follows:

YES:	President D. Rousseau; and Directors R. Arnett, N. Brown, C. Clowes, M. Herrera, K. Johnson, S. Kennedy, R. Miller, K. Mohr-Almeida, K. O'Brien, M. Pace, P. Rovey, J. White Jr., L. Williams, and S. Williams	(15)
NO:	None	(0)
ABSTAINED:	None	(0)
ABSENT:	None	(0)

Voluntary Contributions for Tax Year 2026

Using a PowerPoint presentation, Manuel Ernesto-Mulato, SRP Manager of Corporate Taxes, reported that, in accordance with the provisions of A.R.S. §48-241 et. seq., enacted in 1963, the Board must determine each year whether to make a voluntary contribution in lieu of ad valorem taxes. They reviewed SRP's voluntary contributions since 2017.

M. Ernesto-Mulato said that the 2025 contribution was $108.3 million and that the 2026 contribution is estimated to be approximately $104.3 million. They concluded by recommending approval to communicate to counties that SRP is electing to pay Voluntary Contributions approximating $104.3 million for tax year 2026.

M. Ernesto-Mulato responded to questions from the Board.

On a motion duly made by Director J. White Jr., seconded by Director R. Arnett and carried, the Board granted approval, as presented.

Corporate Secretary J. Felty polled the Directors on Director J. White Jr.'s motion for approval. The vote was recorded as follows:

YES:	President D. Rousseau; and Directors R. Arnett, N. Brown, C. Clowes, M. Herrera, K. Johnson, S. Kennedy, R. Miller, K. Mohr-Almeida, K. O'Brien, M. Pace, P. Rovey, J. White Jr., L. Williams, and S. Williams	(15)
NO:	None	(0)
ABSTAINED:	None	(0)
ABSENT:	None	(0)

Copies of the PowerPoint slides used in this presentation are on file in the Corporate Secretary's Office and, by reference, made a part of these minutes.

Vice President C. Dobson entered the meeting during the presentation.

Report on Current Events by the General Manager and Chief Executive Officer and Designees

Using a PowerPoint presentation, Jim Pratt, SRP General Manager and Chief Executive Officer, reported on a variety of federal, state, and local topics of interest to the District. They presented a video on SRP's efforts to recycle buried cables.

Copies of the PowerPoint slides used in this presentation are on file in the Corporate Secretary's Office and, by reference, made a part of these minutes.

R. Judd of SRP entered the meeting during the report.

Status of Power System

Using a PowerPoint presentation, Bobby Olsen, SRP Associate General Manager and Chief Power System Executive, provided an update on SRP's power system. They provided operational updates for January 2026, stating that January's peak demand of 4,176 megawatts (MW) occurred on January 26th, which was 1,050 MW lower than forecasted. B. Olsen provided an update on the power generation overhaul for Santan Unit 5 and Mesquite Block 1 and power delivery maintenance for the Goldfield to Mormon Flat transmission line.

Copies of the handout distributed and PowerPoint slides used in this presentation are on file in the Corporate Secretary's Office and, by reference, made a part of these

minutes.

Status of Financial and Information Services

Using a PowerPoint presentation, Brian Koch, SRP Associate General Manager and Chief Financial Executive, reviewed the financial summary for December 2025 and Year-To-Date (YTD).

Copies of the handout distributed and PowerPoint slides used in this presentation are on file in the Corporate Secretary's Office and, by reference, made a part of these minutes.

Status of Water Stewardship

Using a PowerPoint presentation, Leslie Meyers, SRP Associate General Manager and Chief Water Resources and Services Executive, provided an update on water stewardship. They provided an overview of the Colorado River Post 2026 Shortage Sharing Guidelines, including the alternatives report from January 17, 2026 and the draft Environmental Impact Statement (EIS). L. Meyers stated that the deadline to file the consensus alternative is February 14, 2026 and the final EIS and Record of Decision (ROD) will be finalized during 2026.

Copies of the PowerPoint slides used in this presentation are on file in the Corporate Secretary's Office and, by reference, made a part of these minutes.

S. Flora of SRP entered the meeting during the report.

Reservoir and Weather Report

Using a PowerPoint presentation, Stephen Flora, SRP Senior Hydrologist, reviewed the cumulative watershed precipitation outlook for Water Year 2026 and precipitation to-date. They reviewed the January snowpack, runoff, and streamflow forecasts.

S. Flora discussed the surface runoff and pumping data for January 2026. They reviewed the reservoir storage data for the Salt River, Verde River, C.C. Cragin Reservoir, Lake Pleasant, San Carlos Reservoir, and Upper and Lower Colorado River Basin systems as of January 28, 2026. S. Flora provided a monthly precipitation forecast and a review of the seasonal percent of normal temperature and precipitation outlook from February 2026 through April 2026.

Copies of the PowerPoint slides used in this presentation are on file in the Corporate Secretary's Office and, by reference, made a part of these minutes.

Council Chair's Report

There was no report by Council Chair R. Shelton.

President's Report

There was no report by President D. Rousseau. Director R. Miller requested an update on 2025 goals.

There being no further business to come before the Board, the meeting was adjourned at 10:39 a.m.

John Felty
Corporate Secretary

Statement of Cash Received and Disbursed

January 2026

($000)

	District	Association	Total Month	Year-to-Date
Funds Balance Beginning of Period	$ 738,114	$ 1,149	$ 739,263	$ 1,105,562
Cash Receipts:				
Electric Revenues	280,055	---	280,055	3,554,042
Water Revenues	---	1,593	1,593	31,221
Electric Customer Deposits	4,011	---	4,011	41,220
Reimbursement on Joint Ownership Projects	10,919	---	10,919	150,611
Construction Contributions and Advances	34,752	---	34,752	231,188
Proceeds from Bond Sales	---	---	---	---
Proceeds from Other Borrowings	---	---	---	---
Transfers from Segregated Funds	431,096	---	431,096	798,991
Sales Tax Collected	18,389	---	18,389	256,684
Other Cash Receipts	10,411	---	10,411	113,579
Total Cash Receipts	789,633	1,593	791,226	5,177,536
Fund Transfers - Net	(4,357)	4,357	---	---
Cash Disbursements:				
Purchased Power and Fuel	114,926	---	114,926	1,181,118
Operations and Maintenance	197,605	2,350	199,955	1,058,328
Employee Payroll and Payroll Taxes	62,793	4,498	67,291	673,957
Purchased Inventory	25,595	---	25,595	287,940
Cash Segregated for -				
Bond Interest	---	---	---	210,045
Bond Principal	---	---	---	115,019
Other Debt - Principal Repayment	---	---	---	142,570
Other Debt - Interest Expense	158	---	158	2,254
Capital Expenditures	96,792	---	96,792	1,036,133
Advances on Joint Ownership Projects	---	---	---	---
Transfers to Segregated Funds	288,953	---	288,953	424,559
In Lieu and Ad Valorem Taxes	19	---	19	106,688
Sales Tax Remitted	21,456	---	21,456	274,426
Margin and Collateral Disbursed - Net	48,692	---	48,692	88,614
Miscellaneous Cash Disbursements	2,590	---	2,590	17,385
Total Cash Disbursements	859,579	6,848	866,427	5,619,036
Funds Balance End of Period	$ 663,811	$ 251	$ 664,062	$ 664,062

Cash Position

January 2026

	($000) District	($000) Association	($000) Total
Composition of Funds Balance			
Cash and Cash Equivalents	$ 328,076	$ 251	$ 328,327
Other Temporary Investments	131,840	---	131,840
Other Non-Current Investments	203,895	---	203,895
General Fund	663,811	251	664,062
Segregated Funds			
Electric System Debt Reserve Fund	80,912	---	80,912
Debt Service Fund	33,774	---	33,774
Rate Stabilization Fund	---	---	---
Nuclear Decommissioning Fund	821,792	---	821,792
Post-Retirement Benefits Fund	1,350,036	---	1,350,036
Construction Fund	586,506	---	586,506
RHCP Fund	14,028	---	14,028
HHCP Fund	10,190	---	10,190
SPRHCP Fund	3,566	---	3,566
Four Corners Mine Reclamation Trust	16,792	---	16,792
Other Special Funds	3,183	---	3,183
Total Segregated Funds	$ 2,920,779	$ ---	$ 2,920,779

AGENDA

Delivering water and power®

February 11, 2026

Corporate Contributions

Committee

1. **Call to Order**.....MS. CHABRIER
2. **Safety Minute** ..... MS. RICKARD
3. **Community Partnerships Grant Renewals and Requests** –

   (Grant recommendations of over $25,001 or more including renewals) ..... MS. RICKARD

   Maricopa Community Colleges Foundation

   Valley of the Sun United Way

   Chicanos Por La Causa (CPLC)

   Northern Arizona University (NAU) Foundation

   Arizona Faith Network

   Central Arizona Shelter Services (CASS) Inc.

   Foster360

4. **Chairman's Report**
5. **Adjournment**

EXECUTIVE SUMMARY

Delivering water and power®

Corporate Contributions Committee Items for Approval
February 11, 2026

Organization	Amount Recommended	Previous Year Contribution	Focus Area	SRP Employee on Board
Maricopa Community Colleges Foundation	$186,000 (over 3 years)	$58,400	Education	N/A
Valley of the Sun United Way	$135,000	$135,000	Basic Needs	Angie Bond-Simpson
Chicanos Por La Causa (CPLC)	$75,000 (over 3 years)	$25,000	Basic Needs	Vanessa Kisicki
Northern Arizona University (NAU)	$65,000	$50,000	Education	N/A
Arizona Faith Network	$50,000	$50,000	Basic Needs	N/A
Central Arizona Shelter Services (CASS)	$35,000	$25,000	Basic Needs	N/A
Foster360	$35,000	$50,000	Basic Needs	N/A

Note: Detailed descriptions for each item included in Appendix.

Organization: Maricopa Community Colleges Foundation

Amount Recommended: $186,000 ($62,000/year for 3 years)

Description: The Maricopa County Community Colleges District Foundation receives and manages gifts and grants on behalf of all 10 of its colleges. SRP's support would include:

1) Phoenix Forge Makerspace: The Phoenix Forge is a makerspace powered by GateWay Community College on behalf of the Maricopa County Community College District. Its

goals are to increase awareness of STEM careers for students and faculty through hands-on learning and exposure to new technologies and for high school students by providing access to attend a STEM career exploration weeklong camp/workshop in the Phoenix Forge Makerspace. High school students and faculty will explore and experiment with advanced technologies in electronics/robotics and prototype engineering using software, 3D printing, laser cutting, and design thinking.

2) Go Get IT (GGIT): The Maricopa Community Colleges "Go Get IT" events introduce students, primarily from Title I schools across the East and West Valley, to the many career possibilities in the field of Information Technology (IT).

3) Basic Needs Student Emergency Fund: This Fund provides a wide net of holistic basic needs support services for students experiencing basic needs insecurities. It provides same day support to access food, medical care, housing, and other basic needs. Filling these gaps enables students to continue in school.

4) This funding will also cover grant administration fees.

Board Member: N/A (McKell Purnell will join board in Spring 2026)

Comparatives:

- Blue Cross Blue Shield of Arizona $100,000
- Gila River Indian Community $75,000
- State Farm Insurance $48,000
- Arizona Republic $30,000
- Cox Charities $10,000

Organization: Valley of the Sun United Way

Amount Recommended: $135,000

Description: Valley of the Sun United Way (VSUW) is requesting SRP support for the Housing Insecurity and Homelessness Prevention Initiative and sponsorship of the “We Are United” Luncheon. Through partnerships with more than 100 nonprofits, nearly 500 corporate partners, and thousands of volunteers, VSUW mobilizes resources to address urgent needs and drive long-term solutions across education, health and hunger, housing, and workforce development.

As part of its broader Mighty Change 2026 campaign, VSUW aims to reduce homelessness by 50% by 2026. Support for this initiative will expand eviction prevention, legal aid, and housing navigation services to help families remain safely housed and avoid homelessness. Programs are intentionally located in communities experiencing high rates of poverty and high utilization of supplemental aid services, including Title I schools, community health clinics, nonprofit service providers, and food pantries. During the 2024-2025 program year, VSUW and its partners invested $2 million in housing and homelessness efforts, providing rental assistance to 4,122

households, utility assistance to 2,872 households and overall serving 19,334 individuals through prevention programs.

Board Member: Angie Bond-Simpson

Comparatives:

- Microsoft Corporation $150,000
- PNC Bank $50,000
- USAA $50,000
- Wells Fargo $100,000

Organization: Chicanos Por La Causa (CPLC)

Amount Recommended: $75,000 ($25,000/year for 3 years)

Description: Chicanos Por La Causa (CPLC) is requesting SRP support for their Health & Housing Fund. For 56 years, CPLC has delivered integrated services in housing, health, education, and economic development to help families overcome barriers and achieve self-sufficiency, with the highest concentration of Arizona clients residing in Maricopa County. Recognizing that 80% of health outcomes are determined by social factors such as housing and income, CPLC is launching a $15 million Health and Housing Fund to provide rental subsidies, utility assistance, and wraparound services including behavioral health referrals, workforce development, financial literacy, and nutrition support. CPLC will seed the fund with $3 million and seek donor investments to ensure sustainable eviction prevention and housing stability for families in both urban and rural communities.

Arizona faces an urgent housing crisis driven by rapid population growth, rising rents, and stagnant wages. Eviction filings reached a record 87,130 in Maricopa County in 2024, nearly double the national average. Landlords can initiate eviction just five days after a missed payment, while rental assistance often takes weeks to arrive. Affordable housing is scarce statewide, and more than half of renters are cost burdened. Seniors are among the fastest-growing homeless population, with 1,900 individuals aged 55+ experiencing homelessness in Maricopa County, many for the first time.

This will provide program operating support for essential resources, including staffing and case management services. These services help connect families to housing, healthcare, and other critical resources by stabilizing households and creating pathways to long-term self-sufficiency.

Board Members: Vanessa Kisicki

Comparatives:

- Banner $500,000
- Arizona Complete Health Committed with pending amount
- Organizations expected to support: APS, and UnitedHealthcare

Organization: Northern Arizona University (NAU) Foundation

Amount Recommended: $65,000

Description: The Institute for Tribal Environmental Professionals Internship Program offers Native American students the opportunity to gain hands-on experiences in water resources, land management, and environmental sustainability. Funding would help to support additional internship opportunities (increasing from 22 to 26), enhance program offerings such as specialized training, professional development and career readiness workshops and mentorship programs, and expand the geographic impact through new internship sites.

Board Member: N/A

Comparatives:

- Resolution Copper $150,000
- Wells Fargo $10,000
- Patagonia $5,000

Organization: Arizona Faith Network

Amount Recommended: $50,000

Description: The Arizona Faith Network (AFN) is requesting SRP support for the Extreme Heat Relief Program, which provides life-saving services through cooling centers located in faith-based facilities across Maricopa County. These centers welcome all community members—regardless of faith—and operate from May through September, offering a safe and inclusive environment for individuals and their pets. Visitors have access to cooling spaces, water, nutritious snacks, and connections to services through community partnerships.

AFN will continue operating sites in Phoenix, Glendale, and Tempe, with the highest volume of visits anticipated in central and west Valley neighborhoods most impacted by extreme heat, housing instability, and limited access to air conditioning. Peak usage is projected for July and August, with daily visits at larger sites exceeding 300 during Excessive Heat Warnings.

As a key partner in the Heat Relief Network, AFN mobilizes its faith-based partners to assist the most vulnerable populations during Arizona's record-breaking heat. Demand for these services is expected to rise, with visits increasing from over 48,000 in 2025 to nearly 60,000 in 2026. Notably, more than 70% of visitors reported experiencing homelessness, underscoring the program's critical role in serving those most at risk.

AFN has received the approved $50,000 from the board for FY26 to support the 2025 heat relief season. However, an additional $50,000 within SRP's FY26 budget—allocated for the 2026 heat relief season—is being requested to ensure the organization's needs are met at the start of the season. This adjustment will establish an improved payment schedule for AFN and strengthen their ability to remain responsive to community needs during a critical time of year.

Board Member: N/A

Comparatives:

- APS $50,900
- Chase Bank $50,000
- Mayo $5,000

Organization: Central Arizona Shelter Services (CASS) Inc.

Amount Recommended: $35,000

Description: Central Arizona Shelter Services (CASS) is requesting SRP's support for its Single Adult Shelter. For more than 40 years, CASS has provided emergency shelter and comprehensive services to individuals and families in crisis, serving over 4,500 people annually. CASS operates three shelters: the 600-bed Single Adult Shelter (Arizona's largest), The Haven for Seniors, and Vista Colina Family Shelter. In addition to 24/7 low-barrier emergency housing, CASS connects clients to employment, healthcare, mental health services, and substance use treatment. Homelessness remains at high levels in Arizona, with unsheltered homelessness in Maricopa County increasing by 3% from 2024 to 2025.

Funding will provide essential operating support for 600 beds serving approximately 3,500 adults each year, ensuring the continued delivery of critical services and helping thousands transition from homelessness to safe, stable housing.

Board Member: N/A

Comparatives:

- APS $23,000
- Nationwide $40,000
- Southwest Gas $50,000

Organization: Foster360

Amount Recommended: $35,000

Description: Foster360 is requesting SRP support its Housing Program, which serves young adults aging out of Arizona's foster care system who face homelessness, untreated trauma, and limited access to education or employment opportunities. Each year, nearly 900 youth age out of foster care in Arizona, and without support, 50% become homeless within two years, 1 in 3 are sex trafficked, and fewer than 3% complete higher education. The 2024 Point-in-Time Homeless Count revealed that 65% of Arizona's homeless population had previously been in foster care, underscoring the critical need for intervention.

Foster360's Trauma-Informed Housing Program provides safe, stable housing and wraparound services designed to break cycles of homelessness and adversity. At The Pepper Place, up to 15 youth receive intensive case management, educational and employment assistance, and therapeutic support, including traumatic brain injury therapy through a partnership with Barrow Neurological Institute. Additional services include mental health counseling, art therapy through The Well, and life-skills coaching to build independence.

Board Member: N/A

Comparatives:

- Cox Charities $10,000
- Desert Diamond $5,000
- Dignity Health (pending) $30,000

Corporate Contributions Budget Summary

FY26 Valley Year-to-Date Actuals – (May 1, 2025 – February 1, 2026)

Priority Area		Budget		YTD Actuals		Remaining Budget
Basic Needs		$2,244,122		$1,749,750		$494,372
Education		$1,633,965		$1,170,899		$463,066
Arts & Culture		$778,828		$697,632		$81,196
Civic Engagement		$335,186		$239,400		$95,786
Environmental		$158,416		$56,150		$102,266
CGS		$130,000		$104,785		$25,215

Organization

***Organization Category:**	Education
Official Name:	MARICOPA COUNTY COMMUNITY COLLEGE DISTRICT FOUNDATION
***Legal Name:**	Maricopa Community Colleges Foundation
***Address:**	2419 W 14th St.
Address 2:	
***City:**	Tempe
***State:**	Arizona
***Zip/Postal Code:**	85281-6919
***Main Telephone:**	480-731-8400
***Main Email Address:**	foundationgrants@domail.maricopa.edu
***Website Address:**	http://mcccdf.org
***Executive Director Name:**	Julie Dunnigan
***Executive Director Phone Number:**	480-731-8098
***Executive Director Email Address:**	Julie.Dunnigan@domail.maricopa.edu

Proposal

***Request Owner:**	Karla Esparza
Request Source:	External (Submitted 2026-01-08)
Proposal Type:	General Grant Application
***Determination Status:**	Scheduled for Committee
Strategy:	
Organization Category:	Education
Type of Request:	Annual
Purpose:	Operating Expenses
Project Title:	2026-2028 STEM Programming and Student Support
In-Kind Request?:	No
Request Amount:	$60,500.00
Requested Cash Amount:	$60,500.00
Cash Recommended:	
In-Kind Recommended:	$0.00

Describe Mission/Geographic Impact :

The Maricopa County Community Colleges District Foundation (MCCF) was established in 1977 as the 501(c)(3) nonprofit organization designated by the Maricopa County Community College District (MCCCD) to receive and manage gifts and grants on behalf of its 10 colleges. MCCF has a GuideStar Platinum level Seal of Transparency.

Our goal is student success. We achieve this goal by working with MCCCD to offer wrap-around support services (including emergency food, transportation and housing assistance) to remove barriers to higher education. To that end, MCCF actively seeks gifts and grants from a variety of private sources including individuals, corporations, and private foundations. MCCF has a VISION that everyone has the opportunity to improve their lives through education. MCCF works to fulfill this vision with its MISSION to boldly impact the community through innovative and strategic partnerships for the growth and benefit of the Maricopa Community Colleges, its students, faculty, and staff.

Awarding scholarships is the most rewarding work that we do and the Foundation has awarded more than $56 million in scholarships to deserving students.

The Maricopa County Community Colleges District (MCCCD), established in 1962, is dedicated to educational excellence and to meeting the needs of Maricopa County citizens and businesses. MCCCD consists of 10 independently accredited colleges, two skill centers, a corporate college, two college prep high schools, and centers and satellite locations. MCCCD provides personalized education opportunities to over 120,000 students each year, with over 20,000 students enrolled across our growing Bachelors degree programs. Our District has special transfer partnerships with more than 40 institutions, including the three public universities. We focus on career readiness to help today's students achieve their academic goals and successfully gain employment.

In the most recent LightCast economic impact study for the fiscal year 2023-2024, MCCCD added $8.8 billion in income and 108,190 jobs to the Maricopa County economy, the equivalent of 2.4 percent of the total gross regional product of Maricopa County.

Program/Project tie to SRP Goals:

We value SRP's annual partnership in fulfilling our mutual objectives to help our future workforce grow through programs that focus on STEM education, job-readiness and employment skills.

Like SRP, our programs aim to make the community a better place by developing the leaders of tomorrow and improving the local economy by providing local industry with a well-trained talent pipeline.

MCCCD programs and partnerships reach students in the K-12 systems to increase high school graduation rates, college readiness, and successful entry into community college and 4-year universities.

Local industry partnerships serve to inform curriculum, provide meaningful internships, employment skills and job-readiness activities, and promote equity in opportunity through scholarships and other support of low income and underserved student populations.

Project/Program Description:

We seek a three-year conditionally renewing annual SRP investment of $60,500 per year for the following high priority areas:

1) STEM: Phoenix Forge Makerspace ($20K/Yr)

2) STEM: Go Get IT ($20K/Yr)

3) STUDENT SUPPORT: Basic Needs Student Emergency Fund ($15K/Yr)

4) 10% Grant Administration (5,500/Yr)

DESCRIPTIONS AND GOALS

1) Phoenix Forge Makerspace - $20,000/Year

DESCRIPTION:

The Phoenix Forge is a makerspace powered by GateWay Community College on behalf of the Maricopa County Community College District. It is open to the public, MCCCD students, staff and faculty. SRP funding will be used to cover costs of contract Instructors, workshops and summer camps for High School and community college school students.

GOALS:

Increase awareness of STEM careers for up to 50 students and faculty through hands-on learning and exposure to new technologies.

Increase interest in STEM careers for 20 High School students by providing access to attend a STEM career exploration weeklong camp/workshop in the Phoenix Forge Makerspace. High school students and faculty will explore and experiment with advanced technologies in electronics/robotics and prototype engineering using software, 3D printing, laser cutting, and design thinking.

2026 Go Get IT (GGIT) - $20,000/Year

DESCRIPTION: The Maricopa Community Colleges "Go Get IT" events introduce students, primarily from Title 1 schools across the East and West valley, to the many career possibilities in the field of Information Technology (IT). Keynote speakers (software engineers, web designers, program developers and data analysts) currently working in exciting STEM career fields share stories of the amazing journey that brought them to this point, inspiring attendees to see themselves as successful in STEM, too. Through interactive workshops, attendees learn about emerging technologies and the full range of educational programs and in-demand professional opportunities available in IT, including cybersecurity, artificial intelligence, web application design, object-oriented software development and more. Faculty, staff and community volunteers donate their time to organize and execute the event. SRP's generous support will be recognized at the events and in marketing and promotional materials. Expenses related to hosting the Go Get IT events include securing a venue, providing bus transportation for students to attend, meals, snacks, swag bags, T-shirts, marketing and promotional material, printing, furniture and equipment rental, A/V and other event-related expenses.

GOALS:

Provide approx. 230 students with access to "Go Get IT" programming:

The goal for the $15,000 for "Go Get IT East Valley Colleges" is to provide 150 junior high or high school students with access to the East Valley event.

The goal for the $5,000 for "Go Get IT West Valley Colleges" is to provide approx. 80 junior high or high school students with access to the West Valley event.

3) Basic Needs Student Emergency Fund - $15,000/Year

DESCRIPTION:

This Fund provides a wide net of holistic basic needs support services for students experiencing basic needs insecurities. Underprivileged students can be thrown into a financial crisis at any moment as a result of lost wages due to an illness, transportation breakdown, unreliable childcare, and other life events. Our "Emergency Fund Program" provides same day support to access food, medical care, housing, and other basic needs. Filling these gaps enables students to continue in school to achieve their greatest potential, which benefits our entire community..

GOALS:

Provide approx. 50 underprivileged students experiencing a one-time financial crisis with the support to get them through a hard time.

Program Metrics:

2026 Go Get IT Metrics

Target population: Primarily 230 students from Title 1 schools in the East and West Valley.

Number of participants enabled to attend the GGIT East Valley Event.

Number of participants enabled to attend the GGIT West Valley Event.

2026 Phoenix Forge Makerspace:

Number of 7th-12th graders who gain access to attend a 5-day STEM Career Exploration Summer Camp.

Number of students and faculty who receive and participate in a structured four-month Makerspace membership.

2026 Basic Needs Emergency Fund.

Number of students benefiting from the SRP $15,000 contribution.

Categories of support provided and number of students in each category (grocery gift card, bus pass, rental assistance, and other basic needs requested.)

Intended Use of SRP Funds:

2026 Go Get IT: $20,000 Two STEM Program Sponsorships in the East and West Valley. Support covers venue costs, transportation, food, swag bags, T-shirts, marketing and promotional material, printing, furniture rental, and other program related expenses.

2026 Phoenix Forge Makerspace: $20,000 broken up to support STEM Career Exploration Summer Camp with $6,000 to cover attendance for twenty 7th-12 grade students, plus $4,000 for supplies/instructional materials. $10K Makerspace memberships for 50 students for four months.

2026 Basic Needs Emergency Fund. $15,000 will provide students with immediate access to food, housing, and other basic needs.

10% Foundation fee for Grant Administration: $5,500.

SRP Sponsorship Benefits: 2026 Go Get IT Events Recognition of SRP Support

SRP's $15,000 Sponsorship of the East Valley GGIT Program will be recognized in 2026 events and in related marketing and promotional materials:

Name on screen during opening session

Name on program

Name on t-shirts for all participants

Signage in courtyard around workshop rooms

Opportunity to have workshop room named in honor of your organization

Opportunity to include your own branded item in swag bag

Podium recognition during Lunch and Learn with students and industry professionals

SRP $5,000 Sponsorship support of the West Valley GGIT Program will receive the following benefits and recognition:

Name on screen during opening session

Name on program

Name on t-shirts for all participants (300+)

Signage in courtyard around workshop rooms

Opportunity to have workshop room named in honor of your organization

Opportunity to include your own branded item in swag bag

Other Sources of Funding: Commitments as of Jan. 8, 2026 for 2026 programs/events:

Go Get IT: Microchip, Cox Communications, Infosys, QTS Data Centers, City of Scottsdale, Nationwide sponsor GGIT, participate in delivering workshops, or mentoring participants.

Phoenix Forge: Dept. of Commerce, APS, City of Phoenix, ASU partner with Phoenix Forge to contribute to the makerspace operations and memberships.

Student Emergency Fund: Gila River Indian Community, $75K; Tohono O'odham Nation, $50K; Cox Charities, $10K; SRP-MIC, $100K; Arizona Republic, $30K; State Farm Insurance, $48K

Similar Organizations: We are the only organization that supports fundraising for programming and scholarships for all ten Maricopa County Community Colleges. Total funds raised during the 2024-2025 fiscal year is $17-million.

Letter Signer & Title: Kelli Rael, Community Stewardship Representative Sr.

Internal Comments

Internal Comments: Requesting operating support for the following: 2026 Go Get IT: Two STEM Program Sponsorships in the East and West Valley ($20,000); 2026 Phoenix Forge Makerspace ($20,000); 2026 Basic Needs Emergency Fund ($15,000); 10% Foundation fee for Grant Administration ($5,500).

Attachments

Annual Reports:

In-Kind Supporting Documentation:

Current Year Budget: MCCCDF Budget fiscal year July 1 2025 to June 30 2026.pdf

Last Year's Budget: FY24-25 MCCF Statement of Activities - 2025_04-30.pdf

Program Budget: 2026 MCCF Budget for SRP STEM Grant.pdf

Audited Financial Statements:	Audited Financial-Statment year end June 2024.pdf
Board of Directors Listing:	MCCF_Board_photos_updated_Dec2,2025.pdf
List of Corporate Contributors:	MCCF Largest Grants FY2024-2025.pdf
Additional Attachment (1):	
Additional Attachment (2):	
Signed Letter & Non PO Payment Form:	
Number of Events:	0
Custom Report:	
Event 1 Name - Approved:	
Event 1 Date - Approved:	
Event 2 Name - Approved:	
Event 2 Date - Approved:	
Event 3 Name - Approved:	
Event 3 Date - Approved:	
Is your payee information different than your organization information that was previously provided?:	No

Payment

Scan

Score	Scanned Entity	Match	WatchList Name	WatchList Detail
95%	Christina Schultz (Contact Full Name)	Schultz, Christine	FBI Most Wanted	Schultz, Christine Listing: Schultz, Christine - Individual Reason: Enforcement:Burglary Address: United States DOB: 2000-05-25 DOB: 2000-05-24 Other: Link to WorldCompliance Online Database Other: Sources of Record Information PlaceOfBirth: Honolulu, Hawaii, United States

Last Scanned By:	Karla Esparza
Last Scanned Time:	2026-01-08 16:28:22 EST
Reason for scan:	Submission for Approval
Scan results accepted:	by Karla Esparza (System) on 2026-01-08 16:28:22 EST Scan results automatically accepted by system based on previous acceptance by knesparz on 2026-01-08 16:27:29 EST

Approval

Requested Amount:	$60,500.00
***Recommended Amount:**	$186,000.00
Prior Approved Grants:	•2014 - - $5,000.00 •2014 - - $10,000.00 •2014 - - $0.00 •2014 - - $0.00 •2015 - - $10,000.00 •2015 - - $4,000.00 •2015 - - $1,200.00 •2016 - - $15,000.00 •2016 - - $1,200.00 •2016 - - $2,000.00 •2017 - - $15,000.00

•2018 - Heidi Schaefer Board Dues - $1,200.00

•2018 - 30th Anniversary Gala Tickets - $230.00

•2018 - 4th Annual Tea and Silent Auction Fundraiser - $1,000.00

•2019 - Heroes of Education, Four College Events, and In-kind Printing of the Annual Report - $17,019.55

•2020 - Powering 100 Years of STEAM Education, and In-kind Printing - $17,499.30

•2020 - Heidi Schaefer Tickets: Runway to Success - $250.00

•2020 - Sponsor Glendale Community College Skills USA Competitions - $2,000.00

•2021 - Dollars for Doers Grant - $250.00

•2021 - Heroes of Education Platinum Sponsor and In-kind Services - $27,188.00

•2022 - Board Dues Geri Mingura - $1,500.00

•2022 - 2022 STARS Gala Sponsorship - $3,000.00

•2023 - Geri Mingura Gift (Board Dues) - $1,500.00

•2023 - Sponsorships and STEM Program Support - $52,520.00

•2024 - 2024 Sponsorships and STEM Program Support - $55,000.00

•2024 - Equipment Donation - Electric Vehicle (EV) - $15,000.00

•2025 - South Mountain Community College Verna McClain Student Emergency Fund Reception - $1,000.00

•2025 - 2025 Sponsorships and STEM Program Support - $58,400.00

•2026 - FY26 Board Dues for Geri Mingura - $1,200.00

Request Status: Pending
Approval Step 1: Owner Step Definition
Performed By: Karla Esparza / Community Engagement Strategist
Completed: 2026-01-08
Result: Defined
Approval Step 2: Recommend / Do Not Recommend
Performed By: Kelli Rael / COMMUNITY STEWARDSHIP REPRESENTATIVE SENIOR
Completed: 2026-01-21
Result: Recommended
Comments: $186,000 (3 year grant $62,000/year for 3 years) to support:

-operating support for Phoenix Forge Makerspace ($20,000)

-operating support for Go Get IT program ($20,000)

-funding for basic needs student emergency fund ($16,350)

-grant fees ($5,635)

Approval Step 3: Request Owner Approval
Performed By:
Completed:
Result:
Comments:

Contact

Salutation:
***First Name:** Melissa
Middle Name:
***Last Name:** Meadows
Vendor Number:
Title: Grants Compliance and Fiscal Manager
Title (CEO):

Address:	
Address 2:	
City:	
State:	
Province:	
Country:	
Zip/Postal Code:	
Telephone:	480-731-8559
Fax:	
Email Address:	foundationgrants@domail.maricopa.edu
Contact Type:	
Creation Date:	2025-12-19
Last Saved By:	1000000009787267
Last Saved Date:	19-DEC-25 03.46.51.393409 PM
Notes:	
***Internal Use Only?:**	N
CEO First Name:	
Principal Prefix:	
CEO Last Name:	
Mobile Phone:	
CEO Email Address:	
CEO Phone:	
CEO Mobile Phone:	
CEO/Executive Director Contact:	
Person completing application:	

Salutation:	
***First Name:**	Nilam
Middle Name:	
***Last Name:**	Patel
Vendor Number:	
Title:	Workforce & Industry Development Officer Senior
Title (CEO):	
Address:	
Address 2:	
City:	
State:	
Province:	
Country:	
Zip/Postal Code:	
Telephone:	480-731-8708
Fax:	
Email Address:	nilam.patel@domail.maricopa.edu
Contact Type:	
Creation Date:	2022-09-27
Last Saved By:	1000000009787267
Last Saved Date:	27-SEP-22 03.03.44.434750 PM
Notes:	
***Internal Use Only?:**	N
CEO First Name:	
Principal Prefix:	
CEO Last Name:	

Mobile Phone:	
CEO Email Address:	
CEO Phone:	
CEO Mobile Phone:	
CEO/Executive Director Contact:	
Person completing application:	

Salutation:	
***First Name:**	Sharon
Middle Name:	
***Last Name:**	Weltz
Vendor Number:	
Title:	Grants Officer Senior
Title (CEO):	
Address:	
Address 2:	
City:	
State:	
Province:	
Country:	
Zip/Postal Code:	
Telephone:	480-731-8400
Fax:	
Email Address:	sharon.weltz@domail.maricopa.edu
Contact Type:	
Creation Date:	2019-10-02
Last Saved By:	1000000009787267
Last Saved Date:	08-JAN-26 04.14.33.984444 PM
Notes:	
***Internal Use Only?:**	N
CEO First Name:	
Principal Prefix:	
CEO Last Name:	
Mobile Phone:	
CEO Email Address:	
CEO Phone:	
CEO Mobile Phone:	
CEO/Executive Director Contact:	
Person completing application:	

Organization

***Organization Category:**	Basic Needs
Official Name:	VALLEY OF THE SUN UNITED WAY
***Legal Name:**	Valley of the Sun United Way
***Address:**	3115 N. 3rd Avenue
Address 2:	Suite G130
***City:**	Phoenix
***State:**	Arizona
***Zip/Postal Code:**	85013
***Main Telephone:**	602-631-4800
***Main Email Address:**	information@vsuw.org
***Website Address:**	www.vsuw.org
***Executive Director Name:**	Carla Vargas Jasa
***Executive Director Phone Number:**	602-631-4800
***Executive Director Email Address:**	cjasa@vsuw.org

Proposal

***Request Owner:**	Karla Esparza
Request Source:	External (Submitted 2026-01-02)
Proposal Type:	General Grant Application
***Determination Status:**	Scheduled for Committee
Strategy:	
Organization Category:	Basic Needs
Type of Request:	Annual
Purpose:	Operating Expenses
Project Title:	Valley of the Sun United Way's Housing Insecurity and Homelessness Prevention Initiative
In-Kind Request?:	No
Request Amount:	$145,000.00
Requested Cash Amount:	$145,000.00
Cash Recommended:	
In-Kind Recommended:	$0.00

Describe Mission/Geographic Impact :

Valley of the Sun United Way (VSUW) works to create a community where all have the opportunity to thrive. We improve lives by mobilizing the caring power of our community and advancing community-led goals across education, health and hunger, housing, and workforce development.

Founded in 1925, VSUW is a trusted leader and central convener in Maricopa County. We unite nonprofits, schools, corporations, foundations, and regional partners to drive progress toward shared community goals. Through investments in a wide network of nonprofit, school, government, and community partners, VSUW serves children, families, and individuals in communities across Maricopa County.

Each year, VSUW strengthens the community safety net to meet urgent needs, including homelessness prevention, hunger relief, and disaster response, while also leading collaborative solutions that improve long-term stability, such as eviction prevention and pathways to employment. In partnership with over 100 nonprofits and schools, nearly 500 corporate partners, and more than 9,000 volunteers, VSUW helps ensure families can meet basic needs, recover from crisis, and move toward lasting financial stability.

During the 2024 to 2025 fiscal year (July 1, 2024 to June 30, 2025), VSUW invested a total of $6,268,824 through a competitive grant process to support critical, community-based initiatives through partnerships with dozens of local nonprofit agencies. Of this amount, $2,083,830 supported Housing and Homelessness efforts. Key FY25 highlights include:

*Provided 4,122 individuals and families with rental assistance through grants to our nonprofit partners, enabling households to remain housed.

*Distributed 28,639,965 meals through emergency meals and Pantry Packs, including Pantry Packs delivered to Title I schools and meals delivered to homebound senior citizens.

*Supported 816 local K-12 teachers through professional development activities that strengthened classroom instruction and student outcomes.

*Reached 2,352 individuals who completed job training and workforce readiness workshops, supporting progress toward employment and career advancement.

VSUW's geographic impact spans Maricopa County, including more than 25 cities and towns, with programming concentrated in neighborhoods experiencing higher rates of poverty and housing instability. By combining direct community investment with strong cross-sector partnerships, VSUW helps families meet immediate needs while advancing community-led solutions that create lasting change.

Program/Project tie to SRP Goals:

This request aligns directly with SRP's Basic Needs priority by helping households remain safely housed and avoid homelessness. VSUW's Housing Stability and Homelessness Prevention work strengthens the local safety net through prevention-focused financial assistance, housing navigation, and coordinated eviction prevention supports.

In 2026, VSUW will expand eviction prevention and legal aid access, improve coordinated entry and referral pathways so families connect to help faster, and reduce the number of households that progress from crisis to homelessness.

Project/Program Description:

Maricopa County's rapid growth and rising housing costs have increased the number of households facing housing instability. Housing loss is closely tied to hunger, poor health outcomes, school disruption, and job loss. Families often experience multiple stressors at the same time, and small setbacks can quickly lead to eviction and homelessness.

VSUW's Housing Stability and Homelessness Prevention initiative is a coordinated set of services delivered through trusted community partners across Maricopa County, including legal service providers, housing navigators, and community action agencies. The initiative helps households stabilize quickly, avoid eviction when possible, and access safe housing options when displacement cannot be prevented. By connecting households to wraparound supports that address barriers, the initiative also strengthens long-term stability and reduces repeat crises.

Goals of the initiative include:

*Prevent eviction and housing loss through timely stabilization assistance, legal support, and housing navigation.

*Improve coordinated access and outcomes by strengthening referrals, warm handoffs, and partner coordination across high-need areas.

Core strategies include:

*Homelessness prevention and stabilization assistance that helps households avoid eviction and remain housed

*Faster coordinated access to services through improved referrals, warm handoffs, and reduced barriers to entry

*Expanded eviction prevention supports, including increased access to legal aid and related navigation for households facing eviction

*Housing navigation and wraparound supports that address barriers such as transportation, documentation, benefits enrollment, and connection to health or behavioral health services

*Convening and coordination across partners to improve responsiveness in high-need areas, align resources, and strengthen outcomes across the system

Program Metrics: As part of the broader Mighty Change 2026 initiative, VSUW systematically monitors key metrics and desired outcomes within the Housing and Homelessness focus area. These include:

*Metric 1: Prevention and Assistance

*Metric 2: Reduction in Housing Insecurity

VSUW works closely with more than 100 long-standing program partners to collect, evaluate, and share comprehensive data across all Housing and Homelessness Prevention activities. Each partner submits bi-annual reports, enabling VSUW to assess the collective impact of the Housing and Homelessness Prevention initiative. These reports allow VSUW to evaluate key outputs, including:

1.Total number of individuals and families served

2.Number of individuals and families reporting a decreased need for emergency aid

3.Number of families receiving rental assistance

4.Number of families receiving utility assistance

VSUW uses these quarterly data cycles to monitor program effectiveness, track changes in need, and adjust strategies to strengthen engagement and improve access to critical resources. In addition to the core outcomes tracked by VSUW, partner organizations often capture additional metrics specific to their services. These success metrics include:

*Number of housing navigators deployed

*Individuals receiving legal assistance related to eviction

*Transportation and utility assistance provided

*Diversion services secured and number of individuals diverted

*Individuals enrolled in healthcare benefits

*Individuals moved into safe and stable housing through navigator or case manager support

*Individuals housed directly from clinical sites

*Referrals made for permanent housing

*Government benefit assessments completed

*Clients actively working with a navigator or case manager

During the 2024-2025 program year, VSUW and its partners served 19,334 individuals across all Housing and Homelessness Prevention activities.

VSUW's service area encompasses Maricopa County, with the majority of housing and homelessness supports concentrated in the urban neighborhoods of Downtown/Central Phoenix and South Phoenix. Programs are intentionally located in communities experiencing high rates of poverty and high utilization of supplemental aid services, including Title I schools, community health clinics, nonprofit service providers, and food pantries. Approximately 99% of individuals and families served have incomes below the federal poverty level and demonstrate a heightened need for financial assistance.

Based on historical program data, more than half of all participants come from communities of color:

*Black -- 12%

*Caucasian/White (Non-Hispanic) -- 24%

*Hispanic -- 34%

*American Indian -- 4%

*Asian -- 2%

*Two or more identifications -- 6%

The program serves individuals across all age groups, with past participation reflecting the following distribution:

*Children (0--17) -- 30%

*Young Adults (18--24) -- 7%

*Adults (25--54) -- 39%

*Seniors (55+) -- 22%

*Age Not Reported -- 2%

Intended Use of SRP Funds: VSUW respectfully requests $145,000 in support of housing stability and homelessness prevention in Maricopa County.

*$125,000 will support Homelessness Prevention programming, including expanded eviction prevention, faster coordinated access to services, and increased access to legal aid for households facing eviction, alongside housing navigation and stabilization supports that help families remain safely housed.

*$10,000 will support a We Are United sponsorship, enabling SRP to join VSUW's annual community gathering that celebrates progress and mobilizes resources aligned with VSUW's community goals. The 2026 We Are United Luncheon will be held on April 29, 2026, at the Arizona Biltmore.

*$10,000 will support a Volunteer Engagement Opportunity designed for SRP employees, connecting hands-on service to homelessness prevention through a structured volunteer experience that delivers tangible resources and partner capacity support.

SRP Sponsorship Benefits: As part of this request, VSUW is seeking a $10,000 We Are United sponsorship at the Champion Sponsor level. Sponsor benefits include:

*Table of 10

*Logo placement in the event program

*Recognition in event communications

*Logo on website, digital screens, and event signage

*Social media recognition

VSUW will confirm sponsorship timelines and deliverables upon award notification, including logo due dates and file specifications.

Other Sources of Funding: VSUW sustains housing stability and homelessness prevention work through a diversified funding strategy that includes corporate and foundation philanthropy, individual giving, and other community investments. Key funding categories include:

(1) corporate giving and workplace campaigns, (2) private and family foundations, (3) community foundations and donor-advised funds, (4) local, state, and federal government grants and contracts, (5) individual donors and major gifts, and (6) event sponsorships and in-kind contributions.

Program implementation is delivered through a network of community-based partners that provide direct services such as housing navigation, case management, eviction prevention support, and wraparound stabilization services. This collective approach strengthens the continuity of services and helps coordinate resources to reduce duplication and improve outcomes.

Similar Organizations: Many organizations in Maricopa County provide direct housing and homelessness services, including emergency shelter, rental assistance, outreach, and case management. VSUW's distinct value is our backbone role as a trusted convener and funder that supports a large partner network, aligns resources, strengthens coordination, and advances shared goals at a county-wide scale.

By combining direct investment with collaborative infrastructure, shared learning, and partner support, VSUW helps local providers deliver services more effectively and reach more households before crises become homelessness.

Similar organizations and roles in the local ecosystem include:

*Emergency shelter and transitional housing providers that offer short-term safety, stabilization, and connections to services.

*Rapid rehousing and housing navigation organizations that help households locate and secure housing, address documentation barriers, and connect to benefits.

*Eviction prevention and rental assistance programs operated by nonprofits, municipalities, and community action agencies.

*Street outreach and coordinated entry partners that engage unsheltered neighbors and connect them to assessment, shelter, and housing options.

*Legal aid organizations that provide eviction defense, tenant education, and support to reduce displacement.

*Behavioral health, domestic violence, and family support providers that address the underlying drivers of housing instability.

What differentiates VSUW is that we do not operate as a pass-through. We function as the backbone that accelerates outcomes across the full system by executing systems change in six connected ways:

1.Policy: VSUW helps advance policy-informed strategies that improve housing stability, including support for a right-to-counsel approach and other measures that prevent avoidable evictions and reduce unnecessary entry into homelessness.

2.Practices: VSUW strengthens front-line effectiveness by improving how services are delivered across partners. Examples include reducing barriers through updated income qualification practices when appropriate; increasing capacity for eviction prevention legal support; and integrating financial literacy and stabilization coaching so households can remain housed longer.

3.Relationships and networks: VSUW convenes partners at least quarterly to align shared priorities, address gaps, and share what is working. Through a "Building a Village" approach grounded in "Building Trust," we help providers coordinate referrals, improve warm handoffs, and reduce duplication, so families experience a more connected system.

4.Power dynamics: VSUW intentionally elevates community voice by including people with lived experience in planning and problem-solving, ensuring solutions reflect real barriers while building dignity, access, and effectiveness.

5.Resource flows: VSUW increases and aligns funding to expand prevention capacity, strengthen service coverage in high-need areas, and builds the operational capacity of nonprofit partners so the safety net can respond faster and more consistently.

6.Mental models: VSUW works to shift stigma and misperceptions about homelessness by reinforcing prevention-focused, strengths-based narratives that recognize the role of housing costs, shocks, and system barriers, not personal failure.

Together, these actions allow VSUW to connect what happens at the front door of services to county-wide improvement, helping Maricopa County providers prevent more evictions, reduce inflow into homelessness, and stabilize households sooner.

Letter Signer & Title: Juana Hernandez, Community Stewardship Representative Sr.

Internal Comments

Internal Comments:

Requesting support for the Homelessness Prevention programming ($125,000); a sponsorship for the 2026 We are United Luncheon ($10,000) on April 29, 2026; and support a Volunteer Engagement Opportunity designed for SRP employees, connecting hands-on service to homelessness prevention through a structured volunteer experience that delivers tangible resources and partner capacity support ($10,000).

Attachments

Annual Reports:	
In-Kind Supporting Documentation:	
Sponsorship Packet:	2026 We Are United Luncheon Celebration-Sponsoring Partner Packet.pdf
Current Year Budget:	FYE2026 VSUW Organizational Budget.pdf
Last Year's Budget:	FYE2025 VSUW Budget.pdf
Program Budget:	We Are United Breakfast Event FY26 - Budget.xlsx, VSUW FY25 Program Budget.pdf
Audited Financial Statements:	FY25 VSUW Audited Finacial Statements .pdf
Board of Directors Listing:	FY26 BOD Roster - 11 25.pdf
List of Corporate Contributors:	Corporate Funders FY26.xlsx
Additional Attachment (1):	
Additional Attachment (2):	
Signed Letter & Non PO Payment Form:	
Number of Events:	1

Event One

Event 1 Event Name:	2026 We are United Luncheon
Event 1 Date:	2026-04-29
Event 1 Location :	Arizona Biltmore, 2400 East Missouri Avenue, Phoenix, Arizona 85016
Event 1 Number of Attendees:	600
Event 1 Cash Requested:	10000
Event 1 In-Kind Requested:	0
Event 1 Other Event Info:	On April 29, 2026, at the historic Arizona Biltmore, Valley of the Sun United Way will bring together the Valley's most influential business, academic, and community leaders for our annual gathering. As one of these key leaders, we hope you will join us and consider serving as a sponsor of this signature event. Together, we will celebrate Valley of the Sun United Way's centennial milestone and reflect on our progress in uniquely addressing our community's most pressing needs in education, health and hunger, housing, and workforce development. By partnering with innovators, thought leaders, and visionaries, we continue to meet the moment--as demonstrated through the meaningful impact of our MC2026 Mighty Change initiative.
SRP Volunteer Opportunities? 1:	No
Event 1 Net Proceeds Previous Year:	$276,469.00
Event 1 Other Event Sponsors :	Yes
Event 1 Other Sponsors and Dollar Amount:	USAA - $25,000 PNC - $20,000 Fry's Food Stores - $15,000 Nationwide - $10,000
Event 1 Promo Booth:	No
Custom Report:	
Event 1 Name - Approved:	
Event 1 Date - Approved:	
Event 2 Name - Approved:	
Event 2 Date - Approved:	
Event 3 Name - Approved:	
Event 3 Date - Approved:	
Is your payee information different than your organization information that was previously provided?:	No

Payment

Scan

Score	Scanned Entity	Match	WatchList Name	WatchList Detail
96%	Maria Mendoza (Contact Full Name)	MENDOZA, MARIA TERESA	Excluded Party List System (EPLS)	MENDOZA, MARIA TERESA Listing: MENDOZA, MARIA TERESA - Individual Reason: Reciprocal Address: GLENDALE AZ 85303 USA Other: Active Date Other: Additional Comments Other: CT Code Other: Excluding Agency Other: Excluding Program Other: Excluding Type Other: Termination Date
96%	Maria Mendoza (Contact Full Name)	MENDOZA, MARIA TERESA	OIG Exclusions	MENDOZA, MARIA TERESA Listing: MENDOZA, MARIA TERESA - Individual Address: P O BOX 1143 GLENDALE AZ 85311 Occupation: IND- LIC HC SERV PRO Occupation: NURSE/NURSES AIDE DOB: 1957-10-25 Incident: 1128b4
95%	Nikki Smith (Contact Full Name)	SMITH, NICOLE	Excluded Party List System (EPLS)	SMITH, NICOLE Listing: SMITH, NICOLE - Individual Reason: Reciprocal Address: INDIANAPOLIS IN 46221 USA Other: Active Date Other: Excluding Agency Other: Excluding Program Other: Excluding Type Other: Termination Date
94%	Carolyn Grove (Contact Full Name)	GROVE, CAROL T	OIG Exclusions	GROVE, CAROL T Listing: GROVE, CAROL T - Individual Address: 1125 W DAUPHINE STREET, B PHILADELPHIA PA 19133 Occupation: INDIVIDUAL (UNAFFILI Occupation: PERSONAL CARE PROVID DOB: 1950-07-13 Incident: 1128a1

Last Scanned By: Karla Esparza

Last Scanned Time: 2026-01-08 10:38:01 EST

Reason for scan: Submission for Approval

Scan results accepted: by Karla Esparza (System) on 2026-01-08 10:38:01 EST
Scan results automatically accepted by system based on previous acceptance by knesparz on 2026-01-08 10:37:48 EST

Approval

Requested Amount: $145,000.00

***Recommended Amount:** $145,000.00

Prior Approved Grants:
- 2013 - - $314,150.00
- 2013 - - $343,574.00
- 2014 - - $100.00
- 2014 - - $350,000.00
- 2014 - - $9,000.00

•2015 - - $340,000.00
•2018 - General Support - $355,200.00
•2019 - General Support & Sponsorship - $365,720.00
•2020 - General Support and Sponsorship - $376,542.00
•2020 - COVID-19 Relief Funds - $100,000.00
•2021 - General Support & Sponsorship - $285,000.00
•2022 - Payroll Deduction Grant - $5,833.25
•2022 - Payroll Deduction Grant - $5,735.75
•2022 - Payroll Deduction Grant - $4,003.50
•2022 - Payroll Deduction Grant - $5,276.90
•2022 - Payroll Deduction Grant - $2,547.00
•2022 - Payroll Deduction Grant - $2,532.00
•2022 - Payroll Deduction Grant - $2,595.00
•2022 - General Support & Sponsorship - $235,000.00
•2022 - Payroll Deduction Grant - $2,896.50
•2022 - Payroll Deduction Grant - $90.00
•2022 - 2021 Loaned Executive Program Commitment - $9,000.00
•2022 - Payroll Deduction Grant - $693.10
•2023 - Payroll Deduction Grant - $5,895.95
•2023 - Payroll Deduction Grant - $4,058.00
•2023 - Payroll Deduction Grant - $3,975.40
•2023 - Payroll Deduction Grant - $3,239.40
•2023 - Payroll Deduction Grant - $3,233.40
•2023 - Payroll Deduction Grant - $4,859.10
•2023 - Payroll Deduction Grant - $7,347.70
•2023 - Payroll Deduction Grant - $1,375.00
•2023 - Payroll Deduction Grant - $720.00
•2023 - Payroll Deduction Grant - $2,948.70
•2023 - Payroll Deduction Grant - $1,996.80
•2023 - General Support & Sponsorship - $235,000.00
•2023 - Payroll Deduction Grant - $3,831.40
•2023 - Payroll Deduction Grant - $5,747.10
•2023 - Payroll Deduction Grant - $10.00
•2023 - Payroll Deduction Grant - $5,410.40
•2023 - Loaned Executive Sponsorship - $9,000.00
•2023 - Payroll Deduction Grant - $3,942.40
•2023 - Payroll Deduction Grant - $3,700.00
•2024 - Payroll Deduction Grant - $2,931.00
•2024 - Payroll Deduction Grant - $2,619.00
•2024 - Payroll Deduction Grant - $3,936.00
•2024 - Payroll Deduction Grant - $2,644.00
•2024 - Payroll Deduction Grant - $394.00
•2024 - Payroll Deduction Grant - $2,489.00
•2024 - Payroll Deduction Grant - $231.00
•2024 - Payroll Deduction Grant - $2,550.00
•2024 - Payroll Deduction Grant - $2,616.00
•2024 - Payroll Deduction Grant - $1.00

•2024 - Payroll Deduction Grant - $2,543.00

•2024 - Payroll Deduction Grant - $2,918.00

•2024 - Payroll Deduction Grant - $430.00

•2024 - Payroll Deduction Grant - $1,700.00

•2024 - Mighty Change 2026 and We Are UNITED - $235,000.00

•2024 - Payroll Deduction Grant - $3,732.00

•2024 - Payroll Deduction Grant - $1,863.00

•2024 - Payroll Deduction Grant - $3,851.40

•2024 - Payroll Deduction Grant - $2,488.00

•2025 - Housing and Homelessness and We Are UNITED - $185,000.00

•2025 - Payroll Deduction Grant - $3,842.30

•2025 - Payroll Deduction Grant - $574.00

•2025 - Payroll Deduction Grant - $3,591.60

•2025 - Payroll Deduction Grant - $2,898.00

•2025 - Payroll Deduction Grant - $2,404.00

•2025 - Payroll Deduction Grant - $2,394.00

•2025 - Payroll Deduction Grant - $3,659.00

•2025 - Payroll Deduction Grant - $2,414.00

•2025 - Payroll Deduction Grant - $379.00

•2025 - Payroll Deduction Grant - $2,374.00

•2025 - Payroll Deduction Grant - $51.00

•2025 - Payroll Deduction Grant - $4,615.85

•2025 - Payroll Deduction Grant - $6,600.45

•2025 - Payroll Deduction Grant - $2,936.00

•2025 - Payroll Deduction Grant - $3,920.16

•2025 - Payroll Deduction Grant - $2,374.00

•2026 - Valley of the Sun United Way's Housing Insecurity and Homelessness Prevention Initiative - $135,000.00

•2026 - Payroll Deduction Grant - $5,140.30

•2026 - Payroll Deduction Grant - $60.00

• - -

• - - $0.00

• - - $0.00

• - -

Request Status: Pending

Approval Step 1: Owner Step Definition

Performed By: Karla Esparza / Community Engagement Strategist

Completed: 2026-01-08

Result: Defined

Approval Step 2: Recommend / Do Not Recommend

Performed By: Juana Hernandez / Sr. Representative Community Stewardship

Completed: 2026-01-15

Result: Recommended

Comments: Approved. February Committee Meeting

CPG

- Operating support for the Homelessness Prevention Programming ($125,000)

- Sponsor the We Are UNITED event on April 29, 2026 ($10,000)

	CPE
	- Volunteer Engagement Opportunity ($10,000)
Approval Step 3:	Request Owner Approval
Performed By:	
Completed:	
Result:	
Comments:	

Contact

Salutation:	
***First Name:**	Nikki
Middle Name:	
***Last Name:**	Smith
Vendor Number:	
Title:	Grants Administrator Manager
Title (CEO):	
Address:	
Address 2:	
City:	
State:	
Province:	
Country:	
Zip/Postal Code:	
Telephone:	602-568-0761
Fax:	
Email Address:	grants@vsuw.org
Contact Type:	
Creation Date:	2024-12-06
Last Saved By:	1000000007579979
Last Saved Date:	06-DEC-24 04.30.20.563105 PM
Notes:	
***Internal Use Only?:**	N
CEO First Name:	
Principal Prefix:	
CEO Last Name:	
Mobile Phone:	
CEO Email Address:	
CEO Phone:	
CEO Mobile Phone:	
CEO/Executive Director Contact:	
Person completing application:	

Salutation:	
***First Name:**	Rafael
Middle Name:	
***Last Name:**	Cantu
Vendor Number:	
Title:	Corporate & Foundation Philanthropic Partnership D
Title (CEO):	
Address:	
Address 2:	

City:	
State:	
Province:	
Country:	
Zip/Postal Code:	
Telephone:	602-631-4800
Fax:	
Email Address:	rcantu@vsuw.org
Contact Type:	
Creation Date:	2025-12-10
Last Saved By:	1000000007579979
Last Saved Date:	10-DEC-25 03.36.04.432141 PM
Notes:	
***Internal Use Only?:**	N
CEO First Name:	
Principal Prefix:	
CEO Last Name:	
Mobile Phone:	
CEO Email Address:	
CEO Phone:	
CEO Mobile Phone:	
CEO/Executive Director Contact:	
Person completing application:	

Organization

***Organization Category:**	Basic Needs
Official Name:	CHICANOS POR LA CAUSA INC
***Legal Name:**	Chicanos Por La Causa (CPLC)
***Address:**	1112 E. Buckeye Rd.
Address 2:	
***City:**	Phoenix
***State:**	Arizona
***Zip/Postal Code:**	85034
***Main Telephone:**	6022576711
***Main Email Address:**	amanda.bernal@cplc.org
***Website Address:**	www.CPLC.org
***Executive Director Name:**	Alicia Nunez
***Executive Director Phone Number:**	6022570700
***Executive Director Email Address:**	presidentnunez@cplc.org

Proposal

***Request Owner:**	Karla Esparza
Request Source:	External (Submitted 2025-12-11)
Proposal Type:	General Grant Application
***Determination Status:**	Scheduled for Committee
Strategy:	
Organization Category:	Basic Needs
Type of Request:	Annual
Purpose:	Operating Expenses
Project Title:	CPLC Health and Housing Eviction Prevention Fund
In-Kind Request?:	No
Request Amount:	$75,000.00
Requested Cash Amount:	$75,000.00
Cash Recommended:	
In-Kind Recommended:	$0.00

Describe Mission/Geographic Impact :

Chicanos Por La Causa, Inc. (CPLC) is strongly committed to a mission of driving economic and political empowerment. With over 32 programs impacting more than 1 million individuals and families, with close to 2,300 employees, and more than 35 offices across eight states.

We count on the generosity of donors like SRP for a significant portion of our funding to help meet the needs of the families and individuals we serve. CPLC provides services to men, women and children across the State of Arizona with highest percentages of CPLC clients reside in Maricopa County and in SRP served communities. Approximately 75% of clients have an income below poverty and 69% are Hispanic (in Arizona). CPLC provides comprehensive services in the forms of Integrated Health and Human Services, Education, Economic Development and Housing.

Program/Project tie to SRP Goals:

CPLC aligns well with SRP's commitment of providing and supporting programs promoting an individual's ability to overcome barriers and become self-sufficient. After 56 years of service to communities across the Southwest, CPLC recognizes that the needs of the families we serve are complex and intertwined; a family rarely approaches CPLC with only one need. Families are often faced with impossible decisions like whether to forgo medical treatment to pay rent or forgo rent to pay for food. Unstable income, unsafe housing, or food insecurity can negatively impact health. Issues with health, housing, or basic needs may stand in the way of a client and a new job. As the lives of family members are deeply interconnected, so are their needs

According to various findings and studies examining Social Determinants of Health, only 20% of an individual's modifiable health outcomes are attributed to access to or quality of clinical care, whereas:

*40% is a result of factors such as education, employment, income, and community safety.

*30% is a result of health behaviors such as nutrition, exercise, substance use, and sexual activity.

*10% is a result of the physical environment such as housing, air, and water quality.

This means a full 80% of an individual's health status is determined outside of the healthcare setting. A family may require a wide range of services to make sustainable improvements in their quality of life. Unfortunately, families are often faced with the prospect of having to connect with a different service provider to meet every need when transportation and time are scarce. A family may be provided with numerous referrals and never make their first appointment.

In response, CPLC is seeking to build a $15 Million dollar plus fund/ Endowment from various funders/ partners across multiple states.

Project/Program Description: The $15 Million dollar plus fund/ Endowment from various funders/ partners across multiple states. The fund will provide rental subsidy, supportive services and referral assistance throughout our Southwest footprint in both urban and rural areas. CPLC will go through an RFP process to identify a nonprofit partner to manage the fund on behalf of CPLC. The fund will be utilized to support eviction prevention, a key component to addressing affordable housing, and connect providers to their clients to reduce healthcare costs.

Investment income from the endowment will provide rental and utility subsidy for housing insecure families. Our supportive housing staff will provide case management services and referrals to families and individuals in need. Services and programming include:

*Developing Supportive Housing plans & referrals

*Utility assistance

*Behavioral health care referrals (youth and adult)

*Workforce development services and resources

*Financial literacy workshops

*Healthy food distribution and nutrition education with local partnerships

Providers who contribute to the fund will get priority intake referral processing for their clients when identified in the system. Any data collected from the provider's clients will be shared with that investor entities staff only. This co-enrollment with the provider's client and the program staff will strengthen client outcomes, reduce healthcare costs, and bring stability to families across the state.

Program Metrics: Supportive Housing staff work in tandem with the client to develop an individualized service plan and the client is directly connected to services provided at the property/ on-site. Supportive Housing staff is trained to work with Property owners and managers to build relationships so the program will be successful. Program staff is trained in motivational interviewing, trauma informed care, mental health 101, and harm reduction to support all client needs. Using a similar model in the past CPLC was able to:

*Provide nearly 3,000 meals from its diabetic food pantry

*Place more than 250 individuals in jobs

*Provide 200 bus passes to facilitate transportation to work

*Connect 558 individuals to housing support services

Proposed metrics that will be collected include:

Outcomes: How many clients are still housed at 6 and12 months

How many clients are employed at 6 and 12 months

How many clients have been connected to medical services and have a medical home

How many clients are stable (financial, housing, medical, etc.) at 6 and 12 months

Intended Use of SRP Funds:

SRP Sponsorship Benefits:	SRP's grant support will support programmatic efforts including staffing that provides case management and referral services. No SRP funds will be used for the endowment. SRP would get acknowledgement as a founding member of the initiative which would include the following working in tandem with the SRP Marketing and Communications department. They include: *Social Media placement throughout the year *PR/ Media -- press release and PR pushes *Placement on CPLC website *Additional benefits can be discussed that are of interest to SRP
Other Sources of Funding:	Currently, Banner, AZ Complete Health, UnitedHealthcare, and APS have all expressed interest and all have their legal departments reviewing the agreement.
Similar Organizations:	CPLC's approach to supporting Health and Housing through the Eviction Prevention fund is a new concept. Many other organizations are tackling health and housing through a singular method or approach. CPLC feels this braided response in tandem with funder/ partners interested in supporting this endeavor is new within Arizona.
Letter Signer & Title:	Juana Hernandez, Community Stewardship Representative Sr.

Internal Comments

Internal Comments:	Requesting operating support for programmatic efforts including staffing that provides case management and referral services. No SRP funds will be used for the endowment ($75,000).

Attachments

Annual Reports:	
In-Kind Supporting Documentation:	
Current Year Budget:	FY26 CPLC Budget.pdf
Last Year's Budget:	FY25 CPLC Income Statement.pdf
Program Budget:	CPLC - SRP Budget 12.8.2025.pdf
Audited Financial Statements:	CPLC FY 24 Audited Financials.pdf
Board of Directors Listing:	CPLC BoD List_updated 03.13.25.pdf
List of Corporate Contributors:	Top 5 funders for CPLC.pdf
Additional Attachment (1):	
Additional Attachment (2):	
Signed Letter & Non PO Payment Form:	
Number of Events:	0
Custom Report:	
Event 1 Name - Approved:	
Event 1 Date - Approved:	
Event 2 Name - Approved:	
Event 2 Date - Approved:	
Event 3 Name - Approved:	
Event 3 Date - Approved:	
Is your payee information different than your organization information that was previously provided?:	No

Payment

Scan

No matches were found

Approval

Requested Amount:	$75,000.00
***Recommended Amount:**	
Prior Approved Grants:	•2013 - 2013 Esperanza Latino Teacher Awards - $0.00 •2014 - - $25,000.00

•2014 - CPLC & SRP Creating a Comfortable Lobby - $10,000.00

•2015 - - $25,000.00

•2015 - - $3,500.00

•2016 - - $2,500.00

•2016 - - $25,000.00

•2016 - - $1,000.00

•2017 - - $25,000.00

•2017 - - $1,000.00

•2019 - CPLC Sponsorship Request-Esperanza - $25,000.00

•2019 - Dollars for Doers Grant - $1,000.00

•2020 - CPLC's 50th Annual Dinner and Esperanza Latino Teacher Awards Sponsorship - $25,000.00

•2021 - COVID19 RESPONSE – EMERGENCY FUNDING - $10,000.00

•2021 - Forwarding the Cause 2020-21 - $44,500.00

•2021 - Hablamos SRP EIG Contribution - $500.00

•2022 - Payroll Deduction Grant - $538.00

•2022 - Payroll Deduction Grant - $1,435.00

•2022 - Hablamos ERG Contribution - $1,000.00

•2022 - Payroll Deduction Grant - $764.00

•2022 - Payroll Deduction Grant - $2,289.00

•2022 - Payroll Deduction Grant - $536.00

•2022 - Payroll Deduction Grant - $536.00

•2022 - Payroll Deduction Grant - $538.00

•2022 - Payroll Deduction Grant - $538.00

•2022 - Esperanza for Arizona 2022 - $54,000.00

•2022 - Boosters Stipends - New Agencies & Luncheon Speakers - $2,500.00

•2023 - Payroll Deduction Grant - $957.84

•2023 - Payroll Deduction Grant - $957.84

•2023 - Payroll Deduction Grant - $957.84

•2023 - Payroll Deduction Grant - $957.84

•2023 - Payroll Deduction Grant - $1,436.76

•2023 - Payroll Deduction Grant - $1,449.84

•2023 - Payroll Deduction Grant - $10.00

•2023 - Payroll Deduction Grant - $1,256.84

•2023 - Payroll Deduction Grant - $957.84

•2023 - Payroll Deduction Grant - $1,436.76

•2023 - Payroll Deduction Grant - $967.84

•2023 - Payroll Deduction Grant - $957.84

•2023 - CPLC 2023 Focus on Community, Career & Culture - $70,000.00

•2024 - Memorial Contribution: John Hoopes, SRP Vice President - $5,000.00

•2024 - Payroll Deduction Grant - $875.84

•2024 - Payroll Deduction Grant - $1,333.76

•2024 - Payroll Deduction Grant - $875.84

•2024 - Payroll Deduction Grant - $915.84

•2024 - Payroll Deduction Grant - $895.84

•2024 - Payroll Deduction Grant - $915.84

•2024 - Payroll Deduction Grant - $915.84

•2024 - CPLC Empowers the Future - $70,000.00
•2024 - Payroll Deduction Grant - $915.84
•2024 - Payroll Deduction Grant - $1,070.84
•2024 - Payroll Deduction Grant - $1,373.76
•2024 - Payroll Deduction Grant - $957.84
•2024 - Donate via Credit Card Grant - $50.00
•2024 - Payroll Deduction Grant - $915.84
•2025 - Payroll Deduction Grant - $695.84
•2025 - Payroll Deduction Grant - $695.84
•2025 - Payroll Deduction Grant - $1,043.76
•2025 - Payroll Deduction Grant - $695.84
•2025 - Payroll Deduction Grant - $695.84
•2025 - Payroll Deduction Grant - $695.84
•2025 - Payroll Deduction Grant - $695.84
•2025 - Payroll Deduction Grant - $1,043.76
•2025 - Payroll Deduction Grant - $695.84
•2025 - CPLC Senior and Events request - $85,000.00
•2025 - Payroll Deduction Grant - $695.84
•2025 - Payroll Deduction Grant - $897.84
•2025 - Donate via Credit Card Grant - $50.00
•2025 - Payroll Deduction Grant - $860.84
•2026 - CPLC Healthy Aging program and Events - $85,000.00
•2026 - Payroll Deduction Grant - $1,239.30
•2026 - Donate via Credit Card Grant - $50.00
• - -
• - - $0.00

Request Status: Pending
Approval Step 1: Owner Step Definition
Performed By: Karla Esparza / Community Engagement Strategist
Completed: 2025-12-19
Result: Defined
Approval Step 2: Recommend / Do Not Recommend
Performed By: Juana Hernandez / Sr. Representative Community Stewardship
Completed: 2026-01-15
Result: Recommended
Comments: Approved. February Committee Meeting

Operating support for the CPLC Housing Endowment Programming ($75,000 FY27-29).

Approval Step 3: Request Owner Approval
Performed By:
Completed:
Result:
Comments:

Contact

Salutation: Ms.
***First Name:** Amanda

Middle Name:	
***Last Name:**	Bernal
Vendor Number:	
Title:	Development Director
Title (CEO):	
Address:	
Address 2:	
City:	
State:	
Province:	
Country:	
Zip/Postal Code:	
Telephone:	(602)257-0700
Fax:	
Email Address:	amanda.bernal@cplc.org
Contact Type:	
Creation Date:	2017-12-12
Last Saved By:	knesparz
Last Saved Date:	19-DEC-25 05.49.21.000000 PM
Notes:	
***Internal Use Only?:**	N
CEO First Name:	
Principal Prefix:	
CEO Last Name:	
Mobile Phone:	(623)451-0250
CEO Email Address:	
CEO Phone:	
CEO Mobile Phone:	
CEO/Executive Director Contact:	
Person completing application:	

Organization

***Organization Category:**	Education
Official Name:	NORTHERN ARIZONA UNIVERSITY FDN INC
***Legal Name:**	Northern Arizona University Foundation
***Address:**	PO BOX 4094
Address 2:	
***City:**	FLAGSTAFF
***State:**	Arizona
***Zip/Postal Code:**	86011-0103
***Main Telephone:**	928-523-2095
***Main Email Address:**	development@nau.edu
***Website Address:**	foundationnau.org
***Executive Director Name:**	Nick Lobejko
***Executive Director Phone Number:**	928-523-0090
***Executive Director Email Address:**	Nick.Lobejko@nau.edu

Proposal

***Request Owner:**	Karla Esparza
Request Source:	External (Submitted 2026-01-08)
Proposal Type:	General Grant Application
***Determination Status:**	Scheduled for Committee
Strategy:	
Organization Category:	Education
Type of Request:	Annual
Purpose:	Operating Expenses
Project Title:	Institute for Tribal Environmental Professionals-Native American Internship Program
In-Kind Request?:	No
Request Amount:	$65,000.00
Requested Cash Amount:	$65,000.00
Cash Recommended:	
In-Kind Recommended:	$0.00

Describe Mission/Geographic Impact :

ITEP strengthens capacity and sovereignty in environmental and natural resource management through culturally relevant education, research, partnerships, and policy-based services.

Annual Impact: ITEP delivers hundreds of training sessions annually, equipping professionals with skills in environmental management, air quality, climate resilience, and more.

Through internships and educational programs, ITEP supports the development of the next generation of Native American environmental leaders. Our work encompasses collaborations with over 570 federally recognized tribes and many Tribal organizations, ensuring tailored solutions to meet community-specific needs.

Geographic Impact: ITEP's impact extends across the United States, serving tribes in rural and urban settings. While its programs are national, ITEP places special emphasis on supporting tribes in Arizona and the Southwest, given their proximity and the unique challenges they face.

ITEP is a vital resource for Native American communities. Addressing critical environmental and cultural priorities fosters resilience and sustainable stewardship of Tribal lands and resources.

Program/Project tie to SRP Goals:

ITEP's Native American Internship Program aligns closely with SRP's corporate giving goals. It directly addresses key priorities such as advancing STEM education, promoting workforce development, and supporting Native American communities. The program's hands-on internships equip Native American students with the technical skills, mentorship, and experience to address environmental and scientific challenges in their communities. Many of these challenges are directly relevant to SRP's focus on sustainability, resource management, and community development, making the program a valuable asset to the company's portfolio of giving.

Supporting the Native American Internship Program amplifies SRP's impact because it directly invests in underserved populations, fostering equity in education and workforce opportunities. By empowering Native students with targeted STEM experiences, SRP contributes to a pipeline of skilled professionals uniquely equipped to support Tribal and regional workforce development. This focused approach strengthens SRP's relationships with local Native American communities, highlighting its commitment to cultural and geographic inclusivity and reinforcing its corporate values.

Project/Program Description:

ITEP's Native American Internship Program reflects NAU's commitment to experiential learning by offering Native American students the opportunity to gain hands-on experiences in water resources, land management, and environmental sustainability, respecting traditional ecological knowledge and bridging cultural heritage with contemporary science.

The program provides essential human resources to federal agencies like the EPA, USDA, and USGS, helping them achieve critical environmental, health, and technical objectives. In addition to these partnerships, the program collaborates with corporate host sites to address their goals, often aligning with environmental stewardship, corporate social responsibility, and workforce development priorities.

Rooted in ITEP's mission to strengthen Tribal sovereignty and capacity, the program offers to students and host sites:

* Internship Placement: Matching Native American undergraduate and graduate students with internships aligned with their academic and career goals.

* Experiential Learning: Providing real-world, project-based opportunities where students engage in meaningful work directly related to water and land management challenges within the Colorado River Basin and beyond.

* Cultural and Professional Mentorship: Offering tailored guidance to support students' development while honoring their unique cultural perspectives.

* Workforce Development: Equipping participants with practical skills and technical expertise to meet the workforce needs of Tribal governments and environmental agencies.

* Collaborative Partnerships: Working with host sites, including Tribal governments, NGOs, federal agencies, and corporations, to ensure mutually beneficial outcomes for students and stakeholders.

* Community Engagement: Companies engage with Tribal communities through internships, building stronger relationships and contributing to long-term societal impact.

* Talent Pipeline Development: By hosting interns, corporations access a pool of skilled and motivated individuals, some of whom may become future employees, enhancing their workforce with unique perspectives and expertise.

Program Goals

1.Career Pathway Creation: The program connects students with real-world opportunities that align with their academic and career aspirations, bridging the gap between education and employment.

2. Build a Skilled Tribal Workforce: Cultivate Native American professionals equipped to address critical environmental and natural resource challenges within their communities.

3. Cultural Competency and Leadership: Students develop leadership skills and the ability to integrate traditional ecological knowledge with modern STEM practices, addressing unique challenges in Tribal and corporate contexts.

4. Economic Empowerment: The program fosters economic development within Tribal communities and beyond by equipping Native students with the tools to succeed.

5. Enhance STEM Representation: Increase Native American participation in STEM fields, focusing on environmental and resource management careers.

6. Address Environmental Challenges: With a culturally relevant and community-focused approach, target pressing issues such as water resource management, and land stewardship.

Through its collaborative approach, the ITEP Native American Internship Program meets the objectives of federal and corporate host sites while driving workforce development by preparing a new generation of Native American professionals to tackle critical environmental and resource management challenges.

Program Metrics: With additional funding from SRP, ITEP's Native American Internship Program will continue to expand current metrics to broaden the impact and reach. While the current program serves 22 Native American students annually through 12 summer internships and 10 academic-year placements, increased support could enable the following enhancements:

Demographics and Reach - Participants in the ITEP Native American Internship Program include Native American undergraduate and graduate students from diverse Tribal affiliations across the U.S., ensuring broad representation and impact. While the program emphasizes addressing pressing environmental challenges in the Colorado River Basin, its geographic scope extends to host sites throughout Arizona and beyond, reflecting a commitment to addressing environmental issues across various regions. Past host sites, such as the San Carlos Department of Water Resources, the Navajo Nation Department of Water Resources, the White Mountain Apace Tribe Water Resources Department, the Hopi Tribe Department of Natural Resources, Dine College, and the Cocopah Tribe, demonstrate the program's dedication to placing interns in impactful roles in Tribal and regional communities, including areas served by SRP.

For the summer program, interns come from colleges and universities across the US to participate. In contrast, academic year interns are primarily from northern Arizona, which we will continue to expand to the Phoenix/Tucson region.

https://itep.nau.edu/internships/

Intended Use of SRP Funds: With additional funding from SRP, ITEP can significantly expand the program's reach and impact by:

* Increasing Participation: We anticipate an approximate increase of the current cohort size from 22 to 26, providing internship opportunities for more students each year.

* Enhancing Program Offerings: Additional funding could include specialized training, professional development and career readiness workshops, and mentorship programs that strengthen workforce readiness.

* Expanding Geographic Impact: Increased resources would facilitate partnerships with a broader array of host sites, allowing placements in more cities and Tribal regions, further aligning with SRP's service area and goals.

* Developing New Partnerships: SRP's involvement would attract additional host sites and collaborators, enriching the diversity of student internship opportunities.

* Fostering Long-term Sustainability: SRP funding will support building a pipeline of Native American STEM professionals prepared to address critical water and land management challenges.

SRP Sponsorship Benefits: Brand Visibility and Recognition

Logo Placement: SRP's logo prominently displayed on program materials, including internship announcements, program reports, and digital communications.

Social Media Features: Recognition of SRP's contribution in targeted social media posts through ITEP and NAU platforms.

Website Acknowledgment: Listing SRP as a key partner on ITEP's program webpage, with a direct link to SRP's corporate social responsibility page.

Community Engagement and Goodwill

Program Branding: Opportunities to showcase SRP's commitment to environmental stewardship, Native American communities, and workforce development in all program-related communications.

Press Releases: Inclusion in press releases and articles announcing the program's impact and SRP's sponsorship.

Workforce Development Opportunities

Future Talent Pipeline: Access to a pool of talented and STEM-trained Native American professionals who may contribute to SRP's workforce goals in the future.

Speaking and Networking Opportunities

Event Participation: Invitation for an SRP representative to speak at key program events, such as internship kickoff meetings or a year-end celebration.

Networking Access: Opportunities to connect with other stakeholders, including Tribal representatives, federal agencies, and corporate leaders involved in the program.

Annual Impact Report: Receive a detailed report summarizing SRP's impact, including the number of students served, program achievements, and testimonials from interns and host sites.

Customized Case Studies: Highlight stories of SRP-supported interns, showcasing the tangible impact of their work on water and land management issues.

Due Dates and Asset Specifications

Logo Submission - We have added SRP's logo to all website locations and program marketing.

Other Sources of Funding: Financial support is provided by:

Resolution Copper

Catena Foundation

ITEP actively seeks funding partners that align with its mission to enhance Tribal sovereignty, build a skilled Native American workforce, and address pressing environmental challenges. Additional support from organizations like SRP would enable the program to expand its impact and reach more students across diverse communities.

Similar Organizations: In supporting Native American students through internships focused on environmental sustainability, water resources, and land management, few organizations provide services as comprehensive as the Institute for Tribal Environmental Professionals (ITEP) at NAU.

American Indian Science and Engineering Society (AISES)

AISES provides mentorship, networking, and internships for Native American students pursuing careers in STEM fields. Focused on STEM broadly but does not specialize in environmental or resource management internships.

Tribal Colleges and Universities (TCUs)

Institutions like Dine College and Haskell Indian Nations University offer internship opportunities connected to their academic programs. Primarily regional in focus, with limited national internship networks.

Federal Agencies with Native Initiatives

Agencies like the EPA, USDA, and USGS offer internships targeted at Native American students. These programs are often limited in scale and focus on agency priorities rather than Tribal-specific needs.

Environmental Non-Profits

Organizations like the Native American Fish & Wildlife Society provide some internship opportunities in environmental conservation. Tend to focus narrowly on specific ecosystems or issues.

What Differentiates ITEP:

Culturally Responsive Approach: ITEP uniquely combines modern STEM techniques with traditional ecological knowledge, ensuring Native American perspectives are integrated into environmental solutions.

Long-Standing Expertise: With over 30 years of experience, ITEP has established itself as a leader in Tribal capacity building and environmental education. It offers proven programs tailored to Tribal needs.

Broad Network of Partners: Collaborations with federal agencies, Tribal governments, NGOs, and corporations provide a wide array of placements that address both Tribal and environmental priorities.

Focus on Tribal Sovereignty: The program empowers students to address critical community challenges, aligning directly with Tribal goals and enhancing self-determination.

National Impact with Local Focus: While the program has a nationwide reach, it is deeply rooted in addressing issues specific to the Colorado River Basin and Arizona, areas of significant concern for regional stakeholders like SRP.

ITEP's holistic, culturally aligned, and impactful programming positions it as a valuable resource for fostering the next generation of Native American STEM professionals.

Letter Signer & Title: Kelli Rael, Community Stewardship Representative Sr.

Internal Comments

Internal Comments: Requesting operating support for Institute for Tribal Environmental Professionals-Native American Internship (ITEP) Program ($65,000).

Attachments

Annual Reports:	
In-Kind Supporting Documentation:	
Current Year Budget:	NAU Foundation Finance FY23_FY24_FY25.xlsx
Last Year's Budget:	NAU Foundation Finance FY23_FY24_FY25.xlsx
Program Budget:	ITEP.NAIP26.27.Budget Projection.010826.xlsx
Audited Financial Statements:	FY24_Audit_fs_NAUF.pdf
Board of Directors Listing:	Advancement_Foundation_Board of Directors 08.24.25.docx
List of Corporate Contributors:	SRP Grant Submission.docx
Additional Attachment (1):	
Additional Attachment (2):	
Signed Letter & Non PO Payment Form:	
Number of Events:	0
Custom Report:	
Event 1 Name - Approved:	
Event 1 Date - Approved:	
Event 2 Name - Approved:	
Event 2 Date - Approved:	
Event 3 Name - Approved:	
Event 3 Date - Approved:	
Is your payee information different than your organization information that was previously provided?:	No

Payment

Scan

No matches were found

Approval

Requested Amount:	$65,000.00
***Recommended Amount:**	$65,000.00
Prior Approved Grants:	•2019 - Fins & Fairways Sponsorship - $2,500.00 •2020 - Tribal Environmental Education Outreach Program - $75,000.00 •2024 - Tribal Economic Outlook Conference (TEOC) - $5,000.00 •2025 - Institute for Tribal Environmental Professionals-Native American Internship Program - $50,000.00
Request Status:	Pending
Approval Step 1:	Owner Step Definition
Performed By:	Karla Esparza / Community Engagement Strategist
Completed:	2026-01-09
Result:	Defined
Approval Step 2:	Recommend / Do Not Recommend
Performed By:	Kelli Rael / COMMUNITY STEWARDSHIP REPRESENTATIVE SENIOR
Completed:	2026-01-13
Result:	Recommended
Comments:	Education budget $65,000 - operating support for Institute for Tribal Environmental Professionals (ITEP) Internship program
Approval Step 3:	Request Owner Approval
Performed By:	
Completed:	
Result:	
Comments:	

Contact

Salutation:	
***First Name:**	Amanda
Middle Name:	
***Last Name:**	Schmidt
Vendor Number:	
Title:	Director of Strategic Initiatives
Title (CEO):	
Address:	
Address 2:	
City:	
State:	
Province:	
Country:	
Zip/Postal Code:	
Telephone:	(602) 298-4046
Fax:	
Email Address:	amanda.schmidt@nau.edu
Contact Type:	
Creation Date:	2026-01-07
Last Saved By:	1000000017777323
Last Saved Date:	07-JAN-26 02.11.17.486504 PM

Notes:	
***Internal Use Only?:**	N
CEO First Name:	
Principal Prefix:	
CEO Last Name:	
Mobile Phone:	
CEO Email Address:	
CEO Phone:	
CEO Mobile Phone:	
CEO/Executive Director Contact:	
Person completing application:	

Salutation:	Ms.
***First Name:**	Shannon
Middle Name:	
***Last Name:**	Bailey
Vendor Number:	
Title:	Executive Dir. Corporate and Foundation Relations
Title (CEO):	
Address:	
Address 2:	
City:	
State:	
Province:	
Country:	
Zip/Postal Code:	
Telephone:	928-523-2012
Fax:	
Email Address:	Shannon.Bailey@nau.edu
Contact Type:	
Creation Date:	2025-12-09
Last Saved By:	1000000017777323
Last Saved Date:	09-DEC-25 03.02.41.406941 PM
Notes:	
***Internal Use Only?:**	N
CEO First Name:	
Principal Prefix:	
CEO Last Name:	
Mobile Phone:	
CEO Email Address:	
CEO Phone:	
CEO Mobile Phone:	
CEO/Executive Director Contact:	
Person completing application:	

Organization

***Organization Category:**	Basic Needs
Official Name:	ARIZONA ECUMENICAL COUNCIL
***Legal Name:**	Arizona Ecumenical Council dba Arizona Faith Network
***Address:**	PO Box 60953
Address 2:	
***City:**	Phoenix
***State:**	Arizona
***Zip/Postal Code:**	85082
***Main Telephone:**	6024683818
***Main Email Address:**	contactus@azfaithnetwork.org
***Website Address:**	www.arizonafaithnetwork.org
***Executive Director Name:**	Rev. Katie Sexton
***Executive Director Phone Number:**	623-237-2279
***Executive Director Email Address:**	Katie.Sexton@azfaithnetwork.org

Proposal

***Request Owner:**	Karla Esparza
Request Source:	External (Submitted 2025-12-18)
Proposal Type:	General Grant Application
***Determination Status:**	Scheduled for Committee
Strategy:	
Organization Category:	Basic Needs
Type of Request:	Annual
Purpose:	Operating Expenses
Project Title:	Extreme Heat Relief Program
In-Kind Request?:	No
Request Amount:	$50,000.00
Requested Cash Amount:	$50,000.00
Cash Recommended:	
In-Kind Recommended:	$0.00
Describe Mission/Geographic Impact :	Arizona Faith Network (AFN) is a statewide, interfaith nonprofit that brings together more than 5,000 individuals, congregations, and faith leaders to advance community resilience, public health, and social well-being across Arizona. AFN serves as a trusted convener at the intersection of faith communities, nonprofits, and local government, with deep experience coordinating large-scale, faith-rooted responses to community crises. AFN has led the Extreme Heat Relief Program for multiple years, operating and coordinating cooling and respite sites in SRP territory across Maricopa County and beyond. As extreme heat intensifies, AFN's role as a network hub, rather than a single-site operator, has become increasingly critical.
Program/Project tie to SRP Goals:	The 2026 Extreme Heat Relief Network advances SRP's corporate giving priorities by addressing critical community needs related to public health, safety, and basic well-being during Arizona's most extreme heat conditions. Extreme heat remains the leading cause of weather-related deaths in the region, and coordinated access to cooling and hydration is a proven, life-saving intervention. SRP's investment supports the network infrastructure that allows faith-based cooling and respite sites within SRP service areas to operate safely, consistently, and in coordination with regional response systems. By strengthening communication, shared standards, and training across sites, this program maximizes the effectiveness of community-based cooling resources while reducing strain on emergency services.

This partnership reflects SRP's commitment to strategic, community-driven solutions that promote resilience, equity, and sustainability. Supporting network coordination ensures that trusted neighborhood institutions can respond effectively to extreme heat, delivering measurable public health impact and lasting community benefit across the Valley.

Project/Program Description: In 2026, Arizona Faith Network (AFN) coordinates a network of faith-based heat relief sites located within SRP service areas. These sites provide safe, welcoming spaces where heat-vulnerable neighbors can access uninterrupted rest, hydration, and relief from extreme temperatures during the hottest months of the year.

The program supports trusted community locations, primarily houses of worship, that remain open and accessible during periods of excessive heat. By ensuring these sites can operate consistently throughout the heat season, the program prioritizes dignity, safety, and stability for individuals most at risk of heat-related illness, including people experiencing homelessness, seniors, and low-income residents.

In addition to providing immediate heat relief, sites help connect guests to community resources, including SRP-provided programs and assistance, as well as other local services that support energy stability, basic needs, and long-term well-being. The goal of the program is to maintain reliable, community-based heat relief spaces that protect public health during extreme heat events while strengthening community capacity to respond to increasingly dangerous temperatures.

Program Metrics: During the 2026 heat season (May--September), Arizona Faith Network (AFN) expects to operate a coordinated network of faith-based heat relief sites across Maricopa County, based on 2025 utilization trends and capacity. Using 2025 data as a baseline, AFN anticipates serving approximately 50,000--60,000 total visits, representing an estimated 8,000--9,000 unique individuals seeking relief from extreme heat.

Sites will continue to operate in Phoenix, Glendale, and Tempe, with the highest volume of visits expected in central and west Valley neighborhoods most impacted by extreme heat, housing instability, and limited access to air conditioning. Peak usage is projected for July and August, with daily visits at larger sites exceeding 300 during Excessive Heat Warnings.

Demographic estimates for 2026 reflect consistent patterns observed in 2025. AFN anticipates that approximately 70--75% of guests will identify as male, 25--30% as female or another gender, and that nearly half of all guests will be age 55 or older, indicating elevated medical vulnerability. Based on prior years, AFN expects that more than 70% of guests will be experiencing homelessness, underscoring the program's critical role for individuals without access to stable indoor cooling.

AFN tracks program impact through daily, trauma-informed check-ins at each site, collecting data on the number of visits, reason for visit, age range, gender identity (optional), and heat-related risk factors. Transportation data is also monitored, with prior data showing that over 80% of guests walk to a site, reinforcing the importance of neighborhood-based access.

In addition to daily data collection, AFN gathers feedback through Welcome Check-In surveys, ongoing engagement with community leaders, and coordination with regional partners. AFN participates year-round in the Maricopa Association of Governments (MAG) Heat Relief Regional Network and Cooling Center Subgroup, in partnership with Arizona State University, to align metrics, share best practices, and strengthen system-wide response.

These metrics guide real-time adjustments during the heat season and inform long-term planning, ensuring that heat-vulnerable neighbors have reliable access to cooling, uninterrupted rest, and connections to community resources, including SRP-provided programs and assistance, throughout the most dangerous months of the year.

Intended Use of SRP Funds: SRP funds will support Arizona Faith Network's efforts to operate faith-based heat relief sites located within SRP service areas, with a focus on congregations serving low-income and historically redlined communities. Grant funds will specifically help offset increased electricity costs associated with operating cooling spaces during the extreme heat season.

By reducing the financial burden of sustained air conditioning and facility use, SRP's support ensures that these heat relief sites can remain open, accessible, and safe during periods of excessive heat. This investment helps maintain uninterrupted access to cooling and rest for heat-vulnerable neighbors while strengthening community-based organizations' capacity to respond effectively throughout the heat season.

SRP Sponsorship Benefits: SRP's sponsorship provides opportunities for community visibility and employee engagement aligned with its commitment to public health and safety. Benefits may include logo recognition on relevant AFN heat relief materials and communications, acknowledgement as a program partner, opportunities for staff volunteer engagement, and the ability to share information about SRP programs and assistance that support heat-vulnerable households.

Other Sources of Funding: AFN raises funds annually to sustain the Extreme Heat Relief Program through a diverse mix of partners. Support includes contributions from faith communities, regional denominations, local foundations, community foundations, charitable trusts, utility partners such as APS, and individual donors. This diversified funding base strengthens the program's long-term viability and allows AFN to continue expanding its reach and impact each year in response to growing community need.

Similar Organizations: Across Maricopa County, several organizations provide heat relief services, including municipal cooling centers, nonprofit day centers, shelters, libraries, and outreach programs operated by cities, counties, and social service agencies. These efforts play an important role in protecting public health during extreme heat events.

Arizona Faith Network is distinct in its ability to coordinate a distributed network of faith-based heat relief sites embedded directly within neighborhoods most impacted by extreme heat. Rather than operating a single facility, AFN mobilizes trusted houses of worship to expand access to cooling and uninterrupted rest across multiple communities. This model reduces barriers to access, extends geographic coverage, and allows sites to remain responsive to local needs.

AFN's statewide network, long-standing community relationships, and experience coordinating across faith communities, utilities, nonprofits, and public agencies enable the program to operate at scale while maintaining consistency, dignity, and safety across sites. This network-based approach complements existing services and strengthens the regional heat relief system as a whole.

Letter Signer & Title: Juana Hernandez, Community Stewardship Representative Sr.

Internal Comments

Internal Comments: Requesting operating support for the Extreme Heat Relief Program ($50,000).

Attachments

Annual Reports:

In-Kind Supporting Documentation:

Current Year Budget: Board and Budget List for Grants - Budget.pdf

Last Year's Budget: 2024-25 APPROVED BUDGET - BUDGET .pdf

Program Budget: Project Budget.pdf

Audited Financial Statements: November 18th, 2025 AFN Board Meeting Packet.docx-3.pdf

Board of Directors Listing: Board List for Grant - Sheet1.pdf

List of Corporate Contributors: Corporate Contributors.pdf

Additional Attachment (1):

Additional Attachment (2):

Signed Letter & Non PO Payment Form:

Number of Events: 0

Custom Report:

Event 1 Name - Approved:

Event 1 Date - Approved:

Event 2 Name - Approved:

Event 2 Date - Approved:

Event 3 Name - Approved:

Event 3 Date - Approved:

Is your payee information different than your organization information that was previously provided?:	No

Payment

Scan

No matches were found

Approval

Requested Amount:	$50,000.00
***Recommended Amount:**	$50,000.00
Prior Approved Grants:	•2021 - Extreme Heat Relief Cooling Stations - $25,000.00 •2022 - Equipment Donation: 250 CamelBaks - $8,750.00 •2022 - Pandemic Relief Support - $10,000.00 •2022 - Cooling Centers - Extreme Heat - $25,000.00 •2023 - Antibacterial Wipes - $40.00 •2023 - Extreme Heat Relief Cooling Centers - $25,000.00 •2024 - Heat Relief and Respite Project - $25,000.00 •2025 - Extreme Heat Relief and Respite - $25,000.00 •2025 - Extreme Heat Relief - $50,000.00
Request Status:	Pending
Approval Step 1:	Owner Step Definition
Performed By:	Karla Esparza / Community Engagement Strategist
Completed:	2025-12-19
Result:	Defined
Approval Step 2:	Recommend / Do Not Recommend
Performed By:	Juana Hernandez / Sr. Representative Community Stewardship
Completed:	2026-01-15
Result:	Recommended
Comments:	Approved. February Committee Meeting Operating support for Extreme Heat Relief Program ($50,000)
Approval Step 3:	Request Owner Approval
Performed By:	
Completed:	
Result:	
Comments:	

Contact

Salutation:	Rev.
***First Name:**	Katie
Middle Name:	
***Last Name:**	Sexton
Vendor Number:	
Title:	Executive Director
Title (CEO):	
Address:	
Address 2:	

City:	
State:	
Province:	
Country:	
Zip/Postal Code:	
Telephone:	6024683818
Fax:	
Email Address:	katie.sexton@azfaithnetwork.org
Contact Type:	
Creation Date:	2024-04-22
Last Saved By:	1000000011792911
Last Saved Date:	22-APR-24 03.52.09.819868 PM
Notes:	
***Internal Use Only?:**	N
CEO First Name:	
Principal Prefix:	
CEO Last Name:	
Mobile Phone:	
CEO Email Address:	
CEO Phone:	
CEO Mobile Phone:	
CEO/Executive Director Contact:	
Person completing application:	

Organization

***Organization Category:**	Basic Needs
Official Name:	CENTRAL ARIZONA SHELTER SERVICES INC
***Legal Name:**	Central Arizona Shelter Services (CASS), Inc.
***Address:**	PO Box 18250
Address 2:	
***City:**	Phoenix
***State:**	Arizona
***Zip/Postal Code:**	85005
***Main Telephone:**	(602) 256-6945
***Main Email Address:**	grants@cassaz.org
***Website Address:**	www.cassaz.org
***Executive Director Name:**	Nathan Smith
***Executive Director Phone Number:**	602-256-6945
***Executive Director Email Address:**	nsmith@cassaz.org

Proposal

***Request Owner:**	Karla Esparza
Request Source:	External (Submitted 2025-12-18)
Proposal Type:	General Grant Application
***Determination Status:**	Scheduled for Committee
Strategy:	
Organization Category:	Basic Needs
Type of Request:	Annual
Purpose:	Operating Expenses
Project Title:	Sheltering Hope: Help Us Support 600 Neighbors in Need Each Night
In-Kind Request?:	No
Request Amount:	$35,000.00
Requested Cash Amount:	$35,000.00
Cash Recommended:	
In-Kind Recommended:	$0.00

Describe Mission/Geographic Impact :

Central Arizona Shelter Services (CASS) has been Arizona's primary emergency shelter provider for over 40 years. Our mission is to prevent and end homelessness while promoting compassionate solutions, with a vision of a community where everyone has a home. Based in Maricopa County, CASS provides trauma-informed care, housing navigation, and wraparound services to over 4,500 individuals annually. Our programs stabilize lives by connecting individuals to housing, employment, healthcare, mental health services, and substance use treatment. As a licensed Arizona Health Care Cost Containment System (AHCCCS) counseling facility, CASS now bills Medicaid for eligible services, strengthening our long-term sustainability.

CASS operates three emergency shelters:

A 600-bed Single Adult Shelter in downtown Phoenix, the largest in Arizona, offering low-barrier, 24/7 emergency housing and support.

The Haven, Arizona's only dedicated senior emergency shelter, features 130 beds (some doubles), accommodating up to 170 seniors daily and nightly and operates in Phoenix.

Vista Colina Family Shelter in North Phoenix, a non-congregate facility serving up to 30 families or approximately 120 to 150 individuals every day and night.

Serving the entire Phoenix metropolitan area, CASS is working to fill service gaps and help thousands of people transform their lives through the provision of basic needs (food, clothing, and shelter). Through this approach, we build trust and opportunities for individuals to gain employment, secure housing, and be provided with a new chance to thrive.

Program/Project tie to SRP Goals: Our goals fit directly with SRP's basic needs priority, which focuses on "providing food, shelter, safety and other essentials to help underserved communities become self-sufficient."

CASS provides wrap-around case management and supportive services to meet our clients' basic needs (food, clothing, and shelter), help them find employment, improve their socioeconomic opportunity, and move into stable and permanent housing. Our highly trained and experienced shelter and case management staff work with clients one-on-one to provide the critical support and resources necessary for them to stabilize themselves and end their homelessness permanently, including help obtaining housing, employment, childcare, benefits, mental health services, healthcare, substance abuse services, access to meals, transportation, and other resources based on individual need. We have also begun to offer more daily programming for our clients, including vocational training, financial literacy, and therapeutic art activities.

Homelessness has reached crisis levels in Arizona, and those experiencing homelessness continue to be disproportionately impacted by the pandemic and resulting inflationary economics. According to the 2025 Maricopa Regional Point-In-Time Homeless Count (PIT Count), unsheltered homelessness in Maricopa County increased by 3% from 2024 to 2025. (The real increase is likely higher due to inclement weather the night of the most recent count).

U.S. Census Data shows that 12.8% of Arizona residents live in poverty compared to 11.5% nationally. The Spotlight on Poverty and Opportunity reports 22% of jobs in Arizona are low-wage and 25.2% of individuals meet the asset poverty rate, meaning many Arizonans are unable to make a living wage and/or have little to no financial cushion in the event of even one financial emergency.

Project/Program Description: Central Arizona Shelter Services (CASS) is respectfully requesting $25,000 to support our Single Adult Shelter in addition to a $10,000 sponsorship of our spring fundraiser, Beds and Breakfast. Our goal is to help every client move into a permanent housing solution. However, the CASS model also offers intensive engagement support, including case management and supportive services to stabilize clients, benefits assistance, addressing health care and/or disability needs, and helping clients find employment. Our main housing programs include Rapid Rehousing (RRH) and Flexible Financial Assistance (FFA), supplemented by other services that include employment training, and assistance with finance and budgeting. When funding is available, clients also are provided with hygiene kits, clothing, and move-in kits. Finally, recreational activities are offered to help clients find further stability and support.

The only criterion to participate in our emergency housing programs is literal homelessness. Our emergency shelters operate 24/7 with minimal barriers to admission. Importantly, there are no requirements for sobriety, income, or pre-acceptance of offered services. However, if we are going to help people truly end their homelessness, engagement in-services is a crucial part of our model. CASS's case management staff know how to "meet people where they are," as well as how to successfully engage clients in the services and support they need. CASS staff members are trained in trauma-informed care, motivational interviewing, de-escalation techniques, and best practice models of care in working with people experiencing homelessness. CASS's progressive engagement case management model delivers different levels of services and support depending on the needs of each client. Clients can begin working with case managers from the moment they complete their shelter intake, and walk-in case management services are available seven days a week. Clients who have more acute barriers can schedule one-on-one appointments to meet with a qualified case manager. Case managers use motivational interviewing to help clients identify their barriers, strengths, and housing goals, which are compiled in a housing case plan during their first appointment. Case managers also help clients build resiliency and self-sufficiency by obtaining needed benefits, employment, job training, and permanent housing.

The Single Adult Shelter (SAS) is Arizona's largest emergency shelter, providing 600 nightly beds and serving approximately 3,500 adults each year. More than 56% of SAS residents report a disabling condition, reflecting high needs for health and housing supports. Funding will help to sustain Navigators, Client Advocates, and Case Managers who stabilize individuals through intake, daily advocacy, and individualized housing-focused case planning. Staff help clients secure identification, benefits, and healthcare, address behavioral health needs, and connect to employment and permanent housing. Outcomes include improved stability, barrier resolution, and safe exits from homelessness.

Program Metrics: During the grant cycle, CASS anticipates serving a minimum of 3,500 individuals at its Single Adult Shelter. Additionally, during the grant term, we anticipate the following metrics will be achieved:

100% (3,500) of clients will have access to services such as mental and physical health education, employment services and training, community building opportunities, and assistance with finances and budgeting.

100% (3,500) of clients will create an initial housing case plan within 72 hours of entering shelter

100% (3,500) of clients will be provided with safe shelter and access to 24/7 facilities. As a member of the Maricopa CoC, CASS enters all client data and progress into the Homeless Management Information System (HMIS). CASS uses HMIS to track information including bed nights and length of stay, participation in case management, walk-in case management interactions, and bus passes received.

To measure program effectiveness, CASS uses the HMIS SAP outcome reports and other available reports to compare and evaluate the proposed outputs and outcomes with the actuals. This data is used in combination with qualitative data from the case management team to inform program design, adjust to any changing needs in the population overtime, and identify possible new collaborative partnerships that are needed. While the Single Adult Shelter is located within Maricopa County, the services provided are not only available for those people experiencing homelessness in Maricopa County; instead, services are available to everyone across the state of Arizona.

Success can also be seen through the stories of the people we serve. People like Terry, a 61-year-old Air Force veteran who became homeless after suffering a stroke. Following his hospital discharge, he arrived at the CASS Single Adult Shelter after being evicted during his recovery. His stroke caused lasting impairments to his communication and memory, making independent living difficult. At CASS, Terry accessed vital Department of Veterans Affairs (VA) resources, but securing financial stability was a significant hurdle. Although Terry had a Pentagon Federal Credit Union (PFCU) account, he was unable to access his funds because he could not recall his phone number, address, or security questions. With no PFCU branches in Arizona, resolving the issue in person was not possible. After multiple failed attempts to assist him through customer service, Terry's CASS case manager escalated the problem to a senior executive at PFCU. Thanks to persistent advocacy, the executive reviewed Terry's situation, and access to his account was successfully restored.

Now stabilized at CASS's Senior Haven, Terry and his case manager are working to transfer his funds to a local bank and secure an affordable assisted living arrangement. His story highlights how CASS's trauma-informed, client-centered advocacy helps seniors overcome significant barriers to stability and regain their independence.

Intended Use of SRP Funds: The requested funding of $25,000 will be used to provide emergency shelter and case management services to individuals experiencing homelessness across Arizona. Specifically, funds will be used to support direct programming costs to provide emergency shelter to individuals experiencing homelessness, including, but not limited to, program supplies, security, rent, and program staff salaries to provide critical case management services. The CASS Single Adult Shelter operates 24 hours a day, 7 days a week, 365 days a year, so services are provided on an ongoing basis. Funding will be used within a one-year time frame.

SRP Sponsorship Benefits: CASS will promote SRP's generosity in these ways:

1. On the CASS website, with the SRP logo and hyperlink to SRP's website.

2. On our growing social media platforms, where we currently have over 13,000 followers on Facebook, almost 3,000 on Twitter/X, and over 1,900 on Instagram.

We would love to discuss these and other options to ensure that our community knows SRP supports families experiencing homelessness and housing insecurity.

Other Sources of Funding: CASS receives funding for the Single Adult Shelter from a number of diverse sources, including the following:

- City Revenue, $1,600,000

- State Funding, $185,333

- Federal (ARPA), $158,000

- Bed Reserves, $608,750

- In-Kind Support, $345,500

Similar Organizations: CASS shelters operate within a collaborative model that maximizes resources and reduces duplication. SAS is located on the Key Campus and collaborates with 11 service providers that address health, behavioral health, food, and identification needs, ensuring clients receive comprehensive support through a single, coordinated plan. This approach reduces barriers, particularly for adults living with disabling conditions who cannot access services independently. Partnerships are embedded directly into daily shelter operations. Dr. Gregory Carr's clinical team provides weekly on-site behavioral health clinics, offering counseling and medication management. Circle the City and Trinity Integrated Care deliver routine health touchpoints, while Valleywise Health and the Maricopa County Department of Public Health provide medical and preventive care. The Homeless ID Project helps residents secure documentation essential for benefits and housing, and St. Vincent de Paul ensures consistent access to meals at other shelter sites. Together, these partners expand the reach of SAS staff, allowing Navigators, Client Advocates, and Case Managers to focus on stabilization and housing navigation. Looking ahead, CASS will continue to strengthen collaboration by coordinating case management more closely with municipal partners, working with healthcare providers to reduce preventable hospitalizations, and ensuring seamless referrals through the regional Homeless Management Information System and Coordinated Entry process. These steps will make it easier for those experiencing homelessness entering SAS to access the right mix of shelter, healthcare, and housing resources without duplication or gaps.

Letter Signer & Title: Juana Hernandez, Community Stewardship Representative Sr.

Internal Comments

Internal Comments: Requesting operating support for the emergency shelter and case management services to individuals experiencing homelessness across Arizona ($25,000); and requesting sponsorship for the Beds and Breakfast ($10,000) on April 10, 2026.

Attachments

Annual Reports:

In-Kind Supporting Documentation:

Sponsorship Packet: CASS Corporate Packet.pdf

Current Year Budget: CASS Organization Budget 25 - 26.pdf

Last Year's Budget: FY2025 Budget Board Approved.pdf

Program Budget: CASS - SAS Budget Breakdown .pdf

Audited Financial Statements: CASS 2023 - 24 and 2022 - 23 Audited Financial Statements.pdf

Board of Directors Listing: CASS Board 2025-26.pdf

List of Corporate Contributors: CASS Corporate Funders.pdf

Additional Attachment (1):

Additional Attachment (2):

Signed Letter & Non PO Payment Form:

Number of Events: 1

Event One

Event 1 Event Name:	Beds and Breakfast
Event 1 Date:	2026-04-10
Event 1 Location :	Our 2026 Beds and Breakfast will be hosted at On Jackson Event Space, located at 245 E Jackson St, Phoenix, AZ 85004. On Jackson is a unique and versatile social and corporate event venue located in the urban heart of Phoenix. Just blocks from major public transportation routes and minutes from the airport, the historic building is nestled amidst the entertainment, sports, and technology hub of Downtown Phoenix's Warehouse District.
Event 1 Number of Attendees:	300
Event 1 Cash Requested:	10000
Event 1 In-Kind Requested:	0
Event 1 Other Event Info:	CASS is pleased to announce our Honorary Chair for our 2026 Beds and Breakfast event hosted at On Jackson is Arizona District 28 State Representative Sarah Ligouri. We will be honoring US Representative for Arizona's 3rd District, Yassamin Ansari for her support of CASS and the community we serve. We are still working to confirm other speakers and honorees. The event will be held on April 10, 2026 from 11am to 12:30pm. There will be a VIP reception before the event from 10:00am to 10:45am and registration will be from 10:30am to 11:00am. The program will start at 11:15am. Program highlights include a video presentation with client testimonies, community awards presented by CASS, a silent auction, and a VIP Reception for Sponsors which includes the opportunity to meet our Chair and Honorees. The Theme for this event is our organizational vision: "Envision a community where everyone has a home." We will hear from CASS Chief Executive Officer Nathan Smith on the work we are doing to serve people experiencing homelessness in our community and honor the supporters who make this work possible. Other sponsors include Nationwide at $10,000.
SRP Volunteer Opportunities? 1:	Yes
Event 1 Net Proceeds Previous Year:	$60,000.00
Event 1 Other Event Sponsors :	Yes
Event 1 Other Sponsors and Dollar Amount:	Other sponsors include Nationwide at $10,000.
Event 1 Promo Booth:	Yes
Custom Report:	
Event 1 Name - Approved:	
Event 1 Date - Approved:	
Event 2 Name - Approved:	
Event 2 Date - Approved:	
Event 3 Name - Approved:	
Event 3 Date - Approved:	
Is your payee information different than your organization information that was previously provided?:	No

Payment

Scan

Score	Scanned Entity	Match	WatchList Name	WatchList Detail

100%	Nathan Smith (Contact Full Name)	SMITH, NATHAN	Excluded Party List System (EPLS)	SMITH, NATHAN Listing: SMITH, NATHAN - Individual Reason: Reciprocal Address: CHURCH HILL TN 37642 USA Other: Active Date Other: Additional Comments Other: Excluding Agency Other: Excluding Program Other: Excluding Type Other: Termination Date
100%	Nathan Smith (Contact Full Name)	SMITH, NATHAN	OIG Exclusions	SMITH, NATHAN Listing: SMITH, NATHAN - Individual Address: 4307 CARTERS VALLEY ROAD CHURCH HILL TN 37642 Occupation: IND- LIC HC SERV PRO Occupation: PARAMEDIC TECHNICIAN DOB: 1978-03-04 Incident: 1128a3

Last Scanned By: Karla Esparza

Last Scanned Time: 2025-12-19 12:31:09 EST

Reason for scan: Submission for Approval

Scan results accepted: by Karla Esparza (System) on 2025-12-19 12:31:09 EST
Scan results automatically accepted by system based on previous acceptance by knesparz on 2025-12-19 12:30:10 EST

Approval

Requested Amount: $35,000.00

***Recommended Amount:** $35,000.00

Prior Approved Grants:

•2013 - Homeless shelter and supportive services - $5,000.00

•2014 - - $5,000.00

•2016 - - $5,000.00

•2017 - - $5,000.00

•2019 - Emergency Shelter and Services: Ending Homelessness One Life at a Time - $5,000.00

•2020 - Emergency Shelter and Services: Ending Homelessness One Life at a Time - $5,000.00

•2021 - Office Equipment Donation - $1,320.00

•2021 - Homeless Shelter Services During the COVID-19 Pandemic - $2,500.00

•2021 - Dinner for Dignity Digital Event - $5,000.00

•2021 - Equipment Donation - 2 Printer - $1,000.00

•2022 - Equipment Donation: 250 CamelBaks - $8,750.00

•2022 - Payroll Deduction Grant - $91.00

•2022 - Payroll Deduction Grant - $51.00

•2022 - Payroll Deduction Grant - $152.00

•2022 - Payroll Deduction Grant - $34.00

•2022 - Payroll Deduction Grant - $34.00

•2022 - Payroll Deduction Grant - $34.00

•2022 - Payroll Deduction Grant - $34.00

•2022 - COVID-19 Relief Funds - $2,500.00

•2022 - Shelter and Supportive Services for Our Community Members Experiencing Homelessness - $5,000.00

•2022 - Payroll Deduction Grant - $34.00

•2023 - Payroll Deduction Grant - $172.00

•2023 - Payroll Deduction Grant - $172.00

•2023 - Payroll Deduction Grant - $172.00

•2023 - Payroll Deduction Grant - $172.00

•2023 - Payroll Deduction Grant - $258.00

•2023 - Payroll Deduction Grant - $206.00

•2023 - Payroll Deduction Grant - $242.00

•2023 - Payroll Deduction Grant - $40.00

•2023 - Shelter and Supportive Services for Our Community Members Experiencing Homelessness - $10,000.00

•2023 - Payroll Deduction Grant - $172.00

•2023 - Payroll Deduction Grant - $258.00

•2023 - Payroll Deduction Grant - $172.00

•2023 - Payroll Deduction Grant - $172.00

•2024 - Payroll Deduction Grant - $237.38

•2024 - Payroll Deduction Grant - $192.00

•2024 - Payroll Deduction Grant - $288.00

•2024 - Payroll Deduction Grant - $192.00

•2024 - Payroll Deduction Grant - $229.69

•2024 - Payroll Deduction Grant - $192.00

•2024 - Payroll Deduction Grant - $207.00

•2024 - Payroll Deduction Grant - $237.38

•2024 - Payroll Deduction Grant - $237.38

•2024 - Shelter and Supportive Services for Our Community Members Experiencing Homelessness - $25,000.00

•2024 - Payroll Deduction Grant - $367.38

•2024 - Payroll Deduction Grant - $356.07

•2024 - Payroll Deduction Grant - $172.00

•2025 - Payroll Deduction Grant - $144.00

•2025 - Payroll Deduction Grant - $144.00

•2025 - Payroll Deduction Grant - $216.00

•2025 - Payroll Deduction Grant - $144.00

•2025 - Payroll Deduction Grant - $144.00

•2025 - Payroll Deduction Grant - $144.00

•2025 - Payroll Deduction Grant - $144.00

•2025 - Payroll Deduction Grant - $216.00

•2025 - Payroll Deduction Grant - $144.00

•2025 - Payroll Deduction Grant - $144.00

•2025 - Payroll Deduction Grant - $192.00

•2025 - Donate via Credit Card Grant - $122.00

•2025 - Payroll Deduction Grant - $1,344.00

•2025 - Emergency Shelter Services at the Single Adult Shelter - $25,000.00

•2026 - Donate via Credit Card Grant - $40.00

•2026 - Payroll Deduction Grant - $235.00

• - - $0.00

Request Status: Pending

Approval Step 1: Owner Step Definition

Performed By:	Karla Esparza / Community Engagement Strategist
Completed:	2025-12-19
Result:	Defined
Approval Step 2:	Recommend / Do Not Recommend
Performed By:	Juana Hernandez / Sr. Representative Community Stewardship
Completed:	2026-01-15
Result:	Recommended
Comments:	Approved. February Committee Meeting Operating support for Single Adult Shelter Services ($35,000)
Approval Step 3:	Request Owner Approval
Performed By:	
Completed:	
Result:	
Comments:	

Contact

Salutation:	Mr.
***First Name:**	Nathan
Middle Name:	
***Last Name:**	Levinsky
Vendor Number:	
Title:	Government Relations Manager
Title (CEO):	
Address:	PO Box 18250
Address 2:	
City:	Phoenix
State:	Arizona
Province:	
Country:	United States
Zip/Postal Code:	85005
Telephone:	(602)256-6945
Fax:	
Email Address:	nlevinsky@cassaz.org
Contact Type:	
Creation Date:	2024-10-23
Last Saved By:	1000000008428201
Last Saved Date:	18-DEC-25 04.22.49.322471 PM
Notes:	
***Internal Use Only?:**	N
CEO First Name:	
Principal Prefix:	
CEO Last Name:	
Mobile Phone:	
CEO Email Address:	
CEO Phone:	
CEO Mobile Phone:	
CEO/Executive Director Contact:	
Person completing application:	

Salutation:	Mr.

***First Name:**	Nathan
Middle Name:	
***Last Name:**	Smith
Vendor Number:	
Title:	Chief Executive Officer
Title (CEO):	CEO
Address:	PO Box 18250
Address 2:	
City:	Phoenix
State:	Arizona
Province:	
Country:	United States
Zip/Postal Code:	85005
Telephone:	(602)256-6945
Fax:	
Email Address:	smith@cassaz.org
Contact Type:	
Creation Date:	2024-10-23
Last Saved By:	1000000008428201
Last Saved Date:	18-DEC-25 04.23.22.971632 PM
Notes:	
***Internal Use Only?:**	N
CEO First Name:	
Principal Prefix:	
CEO Last Name:	
Mobile Phone:	
CEO Email Address:	
CEO Phone:	
CEO Mobile Phone:	
CEO/Executive Director Contact:	
Person completing application:	

Organization

***Organization Category:**	Basic Needs
Official Name:	FOSTER360
***Legal Name:**	FOSTER360
***Address:**	137 E UNIVERSITY DR
Address 2:	
***City:**	MESA
***State:**	Arizona
***Zip/Postal Code:**	85201-5929
***Main Telephone:**	480-834-2115
***Main Email Address:**	aliciak@foster360az.org
***Website Address:**	www.foster360.org
***Executive Director Name:**	Alicia Kenney
***Executive Director Phone Number:**	480-834-2115
***Executive Director Email Address:**	aliciak@foster360az.org

Proposal

***Request Owner:**	Karla Esparza
Request Source:	External (Submitted 2025-12-12)
Proposal Type:	General Grant Application
***Determination Status:**	Scheduled for Committee
Strategy:	
Organization Category:	Basic Needs
Type of Request:	Annual
Purpose:	Operating Expenses
Project Title:	Foster360 Trauma Informed Housing Program
In-Kind Request?:	No
Request Amount:	$50,000.00
Requested Cash Amount:	$50,000.00
Cash Recommended:	
In-Kind Recommended:	$0.00

Describe Mission/Geographic Impact :

Established in 2018, Foster360 provides young adults aging out of the foster care system with safe housing, personalized coaching, brain injury support, educational reintegration, emotional healing, and access to carefully curated community partners.

Our mission is to break cycles of homelessness and adversity by equipping youth with the tools, education, and mindset needed to build stable, independent lives. We offer a trauma-informed, community-centered environment where young adults can regain their footing and chart a path forward.

We serve 18-24-year-olds in Maricopa County who have aged out of foster care and are experiencing, or are at high risk of, homelessness. Many have endured significant trauma, faced untreated mental health challenges, and lacked stable housing, education, employment, and family support systems, leaving them vulnerable to crisis and long-term instability.

To address these inequities, Foster360 focuses on core Social Determinants of Health: providing stable housing; trauma-informed care; mental health services, including art therapy through The Well; and access to physical, speech, and occupational therapy through Barrow Neurological Institute. Education and employment coaching further strengthens wellbeing and long-term self-sufficiency. By meeting immediate needs while addressing root causes, we improve mental health, reduce anxiety, and support better academic and employment outcomes.

Each year, nearly 900 youth in Arizona age out of foster care, with a large concentration in Maricopa County, an area facing some of the state's most severe rates of youth housing insecurity. Without adequate support, these young adults encounter staggering risks:

* 50% become homeless within two years

* 1 in 3 are sex trafficked

* 71% of young women become pregnant by age 21

* Fewer than 3% pursue or complete higher education

* 65% of the chronically homeless population experienced foster care

These numbers represent real young people in our communities who urgently need transitional housing and coordinated support.

Foster360 responds to this crisis with a comprehensive, youth-centered model that provides stability, case management, life-skills coaching, education and employment support, and healing-centered services. As the need grows, more young adults age out directly into homelessness and vulnerability; overwhelming systems not designed to support them.

With additional funding, expanded partnerships, and stronger community engagement, Foster360 can reach more youth across Maricopa County and interrupt cycles of trauma and poverty and replace them with opportunity, healing, and long-term stability.

Program/Project tie to SRP Goals: Foster360 directly supports SRP's commitment to addressing basic needs by ensuring that youth aging out of the foster care system have access to the essential resources required for stability and safety. When young adults exit foster care, they often do so without secure housing, consistent nutrition, supportive services, or pathways to education and employment, putting them at immediate risk of homelessness and long-term instability.

Foster360 fills this critical gap by providing the foundational basic need of safe, stable housing paired with structured, trauma-informed programming. Through this combination, youth receive not only shelter but also access to food resources, life-skills coaching, mental health support, and education and employment guidance. Together, these services prevent homelessness, reduce crisis involvement, and create a stable platform from which young adults can build healthy, independent futures.

By meeting these essential needs at a pivotal moment, Foster360 advances SRP's goal of strengthening community wellbeing and ensuring that vulnerable populations have the support necessary to thrive.

Project/Program Description: Foster360 provides young adults aging out of foster care with the stability and support they need to transition successfully into adulthood. The program centers on affordable, secure housing paired with coordinated services that give each youth a strong foundation for long-term independence.

Our model emphasizes individualized care. Each participant works with a dedicated case manager to identify goals, build essential life skills, and access the resources most relevant to their needs. Core program components include:

1) Safe, stable housing

2) Individualized case management

3) Support for returning to school or completing a credential

4) Career development and employment preparation

5) Trauma-informed mental health support

6) Therapeutic services, including speech, occupational, or physical therapy for youth with traumatic brain injuries

7) Access to specialized community partners who enhance wellness, creativity, and personal development

This comprehensive structure creates an environment where healing, growth, and self-sufficiency can take root. By reducing barriers such as rising housing costs, lack of adult guidance, or unaddressed trauma, the program enables youth to focus on rebuilding their lives and working toward meaningful goals.

Foster360's goal is not only to meet immediate needs but to prevent future homelessness by equipping participants with the stability and skills required to thrive. Youth move through the program with individualized plans that emphasize healing, education, employment, and community connection, ensuring they are prepared for long-term success.

Program Outcomes

1) 12 youth will receive stable housing and access to comprehensive wraparound services, life-skills development, and education/workforce support

2) 100% of participating youth will maintain housing stability for 12 months

3) 100% will engage in therapeutic services, such as art, physical, or speech therapy

Foster360 provides more than services; it creates a pathway to a secure, self-directed future.

Program Metrics: Individuals Served

* 12 young adults will be housed and supported through the program annually

* 100% will receive wraparound services including case management, education/ employment support, and life-skills programming

* 100% will access therapeutic services (art, music, physical, speech, or occupational therapy) through partner organizations

Demographics

Age Range: 18-24

Gender: 40% female, 60% male

Race/Ethnicity:

* 50% Black, Indigenous, or People of Color (BIPOC)

* 30% Latino/Hispanic

* 10% White

* 10% Multiracial

Special Circumstances:

* 20-30% with diagnosed or suspected Traumatic Brain Injury

* High prevalence of untreated trauma, anxiety, depression, and disrupted education

* Majority enter with little or no income and no stable housing

Geographic Reach

Foster360 primarily serves young adults across Maricopa County, with youth coming from:

* Phoenix

* Mesa

* Tempe

* Chandler

* Glendale

* Scottsdale

* Gilbert

Youth may enter from anywhere in Arizona's foster care system, but the program's services and housing are concentrated in the east-valley Maricopa County.

Since launching its trauma-informed housing program, Foster360 has demonstrated measurable and lasting impact on the young adults it serves:

* Two youth have earned their GED
* One additional youth is working towards their high school diploma
* Three youth are currently enrolled in post-secondary education
* One youth has completed a career certificate program
* One youth participates in an apprenticeship program
* Two youth have successfully graduated from the full Foster360 program within 12 months

These outcomes reflect the strength of Foster360's individualized approach and will continue to grow as new partnerships expand the resources available to participants.

Over the next decade, Foster360 anticipates providing stable housing to at least 100 young adults who have aged out of foster care and are experiencing homelessness.

By addressing trauma, building essential life skills, and creating a clear pathway to stability, Foster360 increases the likelihood that youth will remain employed and maintain long-term housing, significantly reducing their risk of future crisis involvement. With an estimated $44,300 in annual public costs associated with each chronically homeless individual, the program's proactive, trauma-informed model not only transforms lives but also generates substantial economic savings for Maricopa County and the wider community.

Intended Use of SRP Funds: The requested $50,000 will support the core activities that allow Foster360 to provide safe, stable housing and individualized care for youth aging out of foster care. Funds will be used to complete comprehensive intake assessments, including trauma screening, behavioral health evaluations, and personalized goal-setting sessions. This process ensures that each young adult receives a tailored plan of care that aligns with their immediate needs and long-term aspirations. The request will also help maintain and operate the transitional housing units by contributing to rent, utilities, maintenance, and on-site staff support. Having consistent and trauma-informed housing creates a critical foundation that allows youth to focus on healing, education, and employment rather than survival.

Funding will also strengthen Foster360's therapeutic and case management services. This includes individual and group mental health counseling, trauma recovery support, and specialized therapeutic services such as art therapy, and occupational, physical, or speech therapy for youth with traumatic brain injuries. Additionally, the request will sustain life-skills coaching and educational and employment assistance. Youth receive support with school re-engagement, GED preparation, resume building, interview practice, and job placement. Weekly case management sessions help participants build essential skills such as budgeting, communication, time management, and self-advocacy.

Finally, the request provides critical resources for transportation and basic needs. Rideshare vouchers ensure that youth can attend medical and therapy appointments, job interviews, classes, and other required activities. Many participants enter the program with very few belongings, so a portion of the funding will help provide clothing, groceries, hygiene products, bedding, and supplies needed for school or employment. Meeting these essential needs fosters dignity and stability and allows participants to fully engage in the program. Together, these activities represent a vital portion of the program's total budget of $331,735 and ensure that young adults have the support necessary to build safe, independent, and successful futures.

SRP Sponsorship Benefits: SRP will receive meaningful recognition and visibility for this grant through several channels. Foster360 will acknowledge SRP in its annual report, website, newsletters, and/or across social media platforms. SRP may also be recognized at community events, program milestones, or donor appreciation gatherings. Regular impact reports will be provided, offering insights into the outcomes of SRP's support and content suitable for SRP's own communications.

Other Sources of Funding:

Foster360 has a comprehensive fundraising strategy which includes securing funding from corporations, foundations, and individual giving. Past funders include Cigna, Cox Charities, Mayo Family Foundation, and, of course, SRP. We are focused on growing our funding base in an effort to expand program capacity.

Similar Organizations: Maricopa County has several organizations that offer some level of support to youth transitioning out of foster care, including Thrive Arizona, Foster Arizona, Child Crisis Arizona's Halle House, and Ohana Programs. These organizations provide important services such as transitional housing, life-skills training, and connections to education or employment. While each plays a valuable role in supporting young adults, their models generally focus on short-term housing and traditional expectations that youth immediately engage in work or school.

Foster360 stands apart because its approach is built around addressing the underlying causes of homelessness, particularly the impact of chronic trauma and traumatic brain injuries. Rather than rushing youth into employment or education before they are emotionally or cognitively ready, Foster360 offers a dedicated rest and recovery period. During this time, participants are not required to work or attend school. Instead, they meet consistently with trauma-informed staff and, when needed, engage in licensed professional individual therapy, and also have access to specialized therapeutic services such as speech, occupational, or physical therapy for Traumatic Brain Injury. This intentional space allows youth to calm their nervous systems, build executive functioning skills, and transition out of survival mode, creating a far stronger foundation for long-term success.

Another key difference is the program's length and depth of support. While most transitional programs offer housing for 12 to 18 months, Foster360 allows youth to stay for up to two years. This extended timeframe acknowledges the realities of healing from lifelong instability and provides enough time for youth to complete certifications, develop consistent employment, and build the skills necessary to maintain stable housing permanently. By combining long-term housing with trauma recovery, individualized case management, and comprehensive wraparound services, Foster360 offers a uniquely holistic model that prepares young adults not just to stabilize, but to truly thrive and avoid homelessness for life.

Letter Signer & Title: Juana Hernandez, Community Stewardship Representative Sr.

Internal Comments

Internal Comments: Requesting operating support for the Foster360 Trauma Informed Housing Program ($50,000).

Attachments

Annual Reports:

In-Kind Supporting Documentation:

Current Year Budget: F360 Organizational Budget FY25-26.pdf

Last Year's Budget: F360 Organizational Budget FY24-25.pdf

Program Budget: F360 Organizational Budget FY25-26.pdf

Audited Financial Statements: 2024 FINAL Audit-Combined MUW and Azura.pdf

Board of Directors Listing: F360 Board of Directors.pdf

List of Corporate Contributors: F360 Corporate Funders FY25-26 as of 11.25.25.pdf

Additional Attachment (1):

Additional Attachment (2):

Signed Letter & Non PO Payment Form:

Number of Events: 0

Custom Report:

Event 1 Name - Approved:

Event 1 Date - Approved:

Event 2 Name - Approved:

Event 2 Date - Approved:

Event 3 Name - Approved:

Event 3 Date - Approved:

Is your payee information different than your organization information that was previously provided?: No

Payment

Scan

No matches were found

Approval

Requested Amount:	$50,000.00
***Recommended Amount:**	$35,000.00
Prior Approved Grants:	
Request Status:	Pending
Approval Step 1:	Owner Step Definition
Performed By:	Karla Esparza / Community Engagement Strategist
Completed:	2025-12-19
Result:	Defined
Approval Step 2:	Recommend / Do Not Recommend
Performed By:	Juana Hernandez / Sr. Representative Community Stewardship
Completed:	2026-01-15
Result:	Recommended
Comments:	Approved. February Committee Meeting Operating support for Foster360 Housing Program ($35,000)
Approval Step 3:	Request Owner Approval
Performed By:	
Completed:	
Result:	
Comments:	

Contact

Salutation:	
***First Name:**	Alicia
Middle Name:	
***Last Name:**	Kenney
Vendor Number:	
Title:	Executive Director
Title (CEO):	
Address:	
Address 2:	
City:	
State:	
Province:	
Country:	
Zip/Postal Code:	
Telephone:	480-834-2115
Fax:	
Email Address:	aliciak@foster360az.org
Contact Type:	
Creation Date:	2025-10-31
Last Saved By:	1000000013333325
Last Saved Date:	31-OCT-25 02.03.45.390388 PM
Notes:	

***Internal Use Only?:**	N
CEO First Name:	
Principal Prefix:	
CEO Last Name:	
Mobile Phone:	
CEO Email Address:	
CEO Phone:	
CEO Mobile Phone:	
CEO/Executive Director Contact:	
Person completing application:	

Salutation:	
***First Name:**	Linda
Middle Name:	
***Last Name:**	Lopez
Vendor Number:	
Title:	Senior Grants Consultant
Title (CEO):	
Address:	
Address 2:	
City:	
State:	
Province:	
Country:	
Zip/Postal Code:	
Telephone:	602-300-8195
Fax:	
Email Address:	linda@bearfruit.co
Contact Type:	
Creation Date:	2025-10-31
Last Saved By:	1000000013333325
Last Saved Date:	19-NOV-25 05.19.26.028219 PM
Notes:	
***Internal Use Only?:**	N
CEO First Name:	
Principal Prefix:	
CEO Last Name:	
Mobile Phone:	
CEO Email Address:	
CEO Phone:	
CEO Mobile Phone:	
CEO/Executive Director Contact:	
Person completing application:	

RESOLUTION OF THE BOARD OF DIRECTORS OF THE SALT RIVER PROJECT AGRICULTURAL IMPROVEMENT AND POWER DISTRICT AUTHORIZING THE USE OF EMINENT DOMAIN IN CONNECTION WITH THE GERMANN-RHINEHART 69kV TRANSMISSION LINE PROJECT AND RELATED FACILITIES

WHEREAS, Management of the Salt River Project Agricultural Improvement and Power District ("SRP") has presented to the Board of Directors (the "Board") a project to improve the electric system of SRP, which is commonly referred to as the Germann-Rhinehart 69kV Transmission Line Project and related facilities (the "Project"); and

WHEREAS, a map showing the basic configuration and location of the Project is attached to this Resolution as Diagram 1; and

WHEREAS, Management has provided additional presentation materials that are made a part of the Board record (the "Presentation Materials"); and

WHEREAS, the presentation and Presentation Materials addressed, among others, the following facts:

1. The Project is a new 69kV transmission line that will connect the Germann Substation to the new Rhinehart Substation.

2. The Project is needed to meet the electrical needs of the SRP electric system and its customers.

3. To construct and operate the Project, SRP must acquire necessary land rights, which are delineated in the Presentation Materials, over the real property shown in Diagram 1. Such land rights include, without limitation, the rights to construct, install, reconstruct, replace, remove, repair, operate and maintain: a line or lines of poles, towers, or other supporting structures; conductors, cables, wires, communication and signal lines; guys, anchorage, crossarms, braces, transformers, vaults, manholes, and pad-mounted equipment; underground conduits, conductors, pipes, cables, wires; fiber optic, microwave, and antennae for communication or data transmission purposes; and other appliances, appurtenances, and fixtures (collectively, "Facilities") for the transmission and distribution of electricity, communication signals and data, and for all other purposes connected therewith.

4. To acquire the necessary land rights, SRP may need to exercise its power of eminent domain granted by A.R.S. Sections 48-2340, 48-2341 and 12-1111, *et seq*.

NOW, THEREFORE, BE IT RESOLVED BY THE BOARD OF DIRECTORS OF THE SALT RIVER PROJECT AGRICULTURAL IMPROVEMENT AND POWER DISTRICT AS FOLLOWS:

1. The Board finds that the Project is necessary for the operation of SRP's electric system and to meet the needs of SRP's customers.

2. The Board finds that it is necessary to acquire land rights over the real property depicted in Diagram 1, to construct, operate, and maintain the Project.

3. The Board finds that it is necessary to construct the Project in a timely manner.

4. The Board finds that SRP may need to exercise its power of eminent domain to acquire the easements, rights of way, fee interests, and other land rights needed for the Project.

5. The Board hereby authorizes the use of eminent domain to acquire the easements, rights of way, fee interests, and other land rights necessary for the Project, over the real property depicted in Diagram 1, which may be amended based upon Project or field conditions, or as may be necessary or customary to construct, maintain, and operate the Project.

Diagram 1

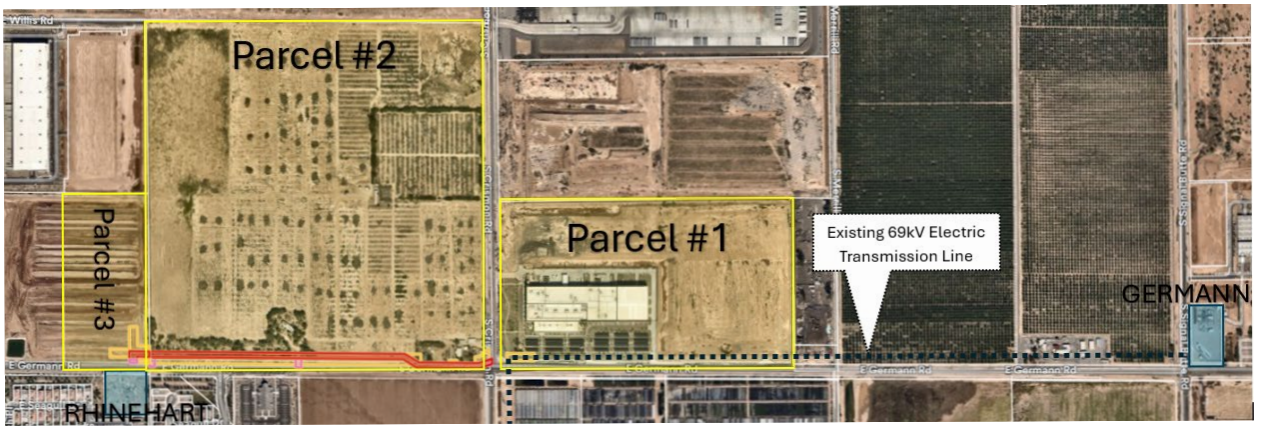
Parcel #2
Parcel #1
Parcel #3
Existing 69kV Electric Transmission Line
GERMANN
RHINEHART

RESOLUTION OF THE BOARD OF DIRECTORS OF THE SALT RIVER PROJECT AGRICULTURAL IMPROVEMENT AND POWER DISTRICT AUTHORIZING THE DEDICATION OF APPROXIMATELY 12,500 SQUARE FEET OF DISTRICT OWNED LAND, LOCATED IN TOWN OF QUEEN CREEK

NOW, THEREFORE, BE IT RESOLVED BY THE BOARD OF DIRECTORS OF THE SALT RIVER PROJECT AGRICULTURAL IMPROVEMENT AND POWER DISTRICT AS FOLLOWS:

The dedication of land, subject to any easements the Land Department deems necessary to reserve for the operation of the Rhinehart Substation, shown in “Exhibit A” attached hereto (“Property”) by the Salt River Project Agricultural Improvement and Power District (the “District”) to Town of Queen Creek, (“Town”), is hereby approved; and

The President, David Rousseau, and Vice President, Christopher J. Dobson, of the District be, and each is hereby authorized and directed, in the name and on behalf of the District, to execute and deliver a Deed (“Deed”) for the property; and

The Management and Staff of the Land Department are hereby authorized and directed, in the name and on behalf of the District, to execute and deliver any and all documents, except the Deed, which are necessary or advisable to fulfill the purpose and intent of the Board approved terms and conditions of the Agreement, and carry into effect the intent of this Resolution.

EXHIBIT A

DEDICATION AREA

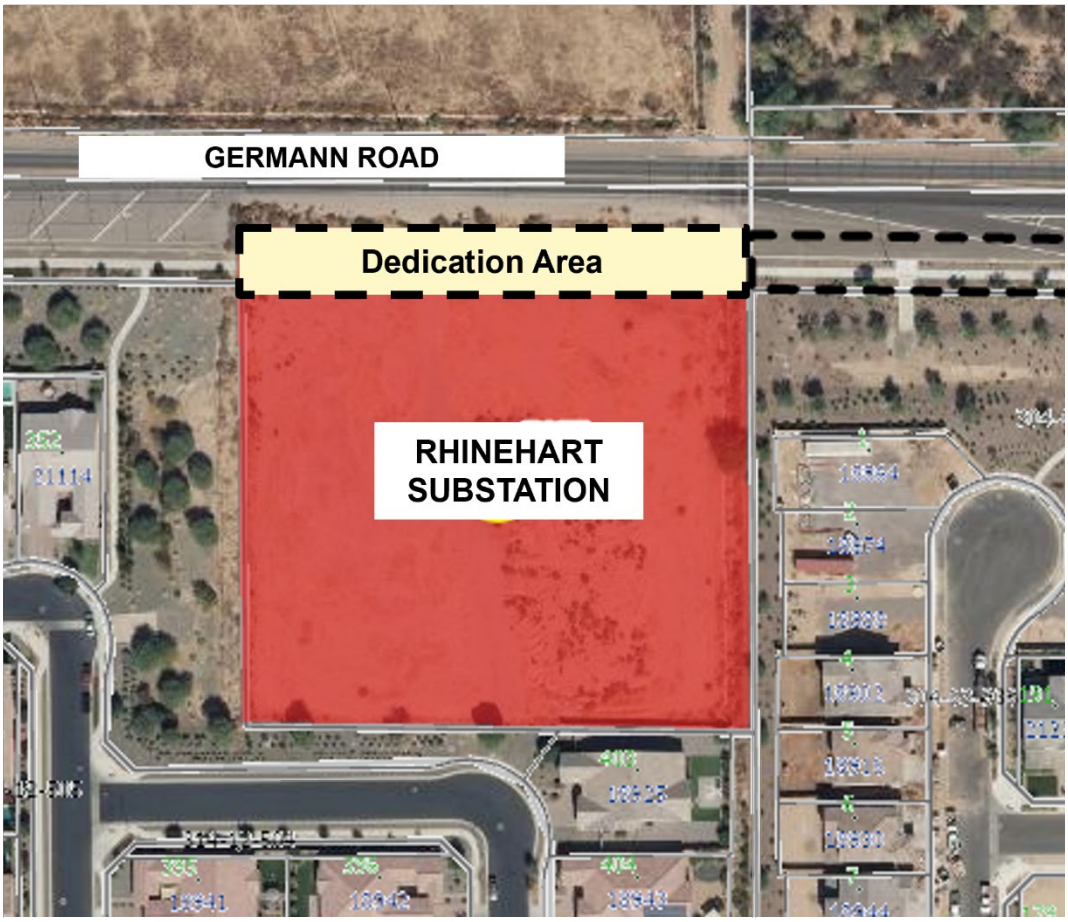

Salt River Project

Wildfire Mitigation Plan

2026

Confidential & Proprietary for Internal Use Only

Contents

Introduction: 4
Executive Summary 7
1. Background 9
1.1. Overview and Electric Service Area 9
2. Quantifying Wildfire Risk 11
2.1. Risk Driven Decision Making Framework 11
2.2. Identifying Wildfire Threat Risk 11
2.2.1. Wildfire Risk Modeling 11
2.2.2. Co-Located Utility Assets in Arizona 14
3. Wildfire Risk Reduction Strategies and Programs 15
3.1. Situational Awareness 15
3.1.1. Fire Weather Indicators 15
3.1.2. Wildfire Camera and Weather Station Deployment 18
3.2. Operational Practices 18
3.2.1. Transmission and Distribution Operations Practices 19
3.2.2. Enhanced Fault Detection 21
3.2.3. Restoration Protocols 21
3.2.4. Wildland Fire Preparedness for Field Personnel 21
3.3. Wildfire Response / Emergency Management 21
3.3.1. SRP Incident Command System 22
3.3.2. Proactive De-energization / Public Safety Power Shutoff 22
3.4. Vegetation Management 26
3.5. Inspections and Corrections 27
3.6. System Hardening and Ruggedization 29
4. Collaboration, Communications and Outreach 31
4.1. Expert Working Group 31
4.2. Customer and Community Communication 31
4.3. Employee Communication 32
4.4. Forest Partnerships 32
5. Progress Tracking 34
APPENDIX: About SRP 35

Delivering water and power®

Table of Figures

Figure 1. Portfolio Approach to Wildfire Mitigation Planning 8
Figure 2. SRP Electric Service Area 10
Figure 3. Fire Risk Tier Example 12
Figure 4. SRP Wildfire Risk Tier Map 14
Figure 5. Fire Weather Output Example 16
Figure 6. Fire Weather Indicators 17
Figure 7. CloudFire Fire Weather Example 17
Figure 8. National Forest Service (NFS) Fire Preparedness Levels/ Restrictions 20
Figure 9. Rubric for PSPS 23
Figure 10. Fire Weather Continuum 25
Figure 11. PSPS Levels and Communications/ Operation Practices 26

Table of Tables

Table 1. Tiers and Risk Mitigation 13
Table 2. Situational Awareness Technology 18
Table 3. De-Energization Decision Criteria Components 24
Table 4. Vegetation Management Cycles 27
Table . Inspection Cycle by Asset Type 28
Table 6. Hardening Initiatives Summary 30

INTRODUCTION:

Salt River Project (SRP) is pleased to present this Wildfire[1] Mitigation Plan (WMP or Plan) drafted in accordance with A.R.S. § 30-903 and 37-1311. The Plan has been developed with input from experts in the disciplines required to satisfy the requirements set out by the Arizona legislature. This WMP applies to all SRP-owned electric assets and those jointly owned assets that SRP operates and maintains. This WMP complies with all applicable rules and regulations, is reasonable and is in the public interest. Furthermore, this WMP is designed to meet the specific conditions and risks associated with the service area in which SRP operates.

Individuals responsible for developing and implementing the WMP include:

Director Transmission Line Design, Construction, Maintenance – Responsible for the development of the Wildfire Mitigation Plan, including leading the Wildfire Mitigation Plan Steering Committee and oversees the Wildfire Mitigation Plan Core Team with day-to-day implementation of the initiatives contained within the Plan

Senior Manager Transmission System Asset Management and Maintenance - Responsible for the implementation of the Wildfire Mitigation Plan initiatives; oversees the Fire Mitigation Team.

This Plan will be updated and submitted for approval on a biannual basis every even-numbered year beginning on or before May 1, 2026.

[1] "Wildfire" as used in this Plan is defined consistently with A.R.S. § 30-901(5) as "any unwanted, unplanned or uncontrolled fire that ignites vegetation within a wildland or natural area, including: (a) forests, (b) grasslands, (c) prairies, and (d) any areas that interface between wildland or natural and urban areas."

Requirement	Plan Location
A description of the areas within the geographic region where the utilities' facilities may be subject to a heightened risk of wildfire	Section 2.2 Wildfire risk modeling was conducted by CloudFire, using the industry standard fire risk tier approach for longer term planning of mitigation strategies and a combination of Severe Fire Danger Index and Composite Risk Index for operations
A description of the procedures and standards that the utility will use to **inspect** and operate the electric utility's infrastructure to mitigate the risk of wildfires	Section 3.5 Procedures and standards for inspections Patrols and inspections are conducted based on the voltage level and risk level. High voltage lines are required to be inspected annually. Distribution assets are inspected annually in high wildfire risk areas
A description of the procedures and standards that the utility will use to inspect and **operate** the electric utility's infrastructure to mitigate the risk of wildfires	Section 3.2 Procedures and standards for operations Operations include wildfire safety training for field personnel; Incident Command training for grid operations personnel; and special protocols for safely working in the field using equipment that could cause a spark
A description of key individuals or positions titles of those persons who are responsible for implementing the wildfire mitigation plan	Introduction Section • Director – Transmission Line Design, Construction, Maintenance • Senior Manager – Transmission System Asset Management and Maintenance
A description of procedures for **de-energizing power lines** and disabling reclosers to mitigate potential wildfires or provide a PSPS	Section 3.3 Procedures for de-energizing power lines There are two main courses of actions for de-energizing power lines. 1) Emergency de-energization is a standard operating practice to de-energize power lines in response to an active fire, including at the request of public safety partners 2) Public Safety Power Shutoff – protocols to proactively de-energize the power grid based on fire weather conditions
A description of procedures for de-energizing power lines and **disabling reclosers** to mitigate potential wildfires or provide a PSPS	Section 3.2 Procedure for disabling reclosers includes setting the system to no-reclose when fire weather conditions are present Section 3.3 Public Safety Power Shutoff Levels of PSPS implementation protocols
A plan for vegetation management	Section 3.4 Vegetation Management Procedures include standards and time frames

Requirement	Plan Location
A summary of the procedures to restore the electric utility's system in the event of a wildfire	Section 3.2.3 SRP will patrol power lines that were de-energized either proactively (PSPS) or re-actively due to active wildfires and fire weather conditions prior to re-energizing
A description of community outreach and public awareness efforts	Section 4 SRP conducts public safety partner and community outreach in Tier 3 areas where PSPS protocols may be activated. Additional awareness tools include media/social media, website and proactive mailings to customers.
A description of potential participation, if applicable, with state or local wildfire protection efforts	Section 4 Communication and Outreach SRP hosts collaboration sessions, participates in community wildfire preparedness programs and other collaboration sessions
A description of how the electric utility will monitor compliance with the wildfire mitigation plan	Section 5 The Wildfire Mitigation Plan is overseen by a Steering Committee of executive leadership representatives that oversees a Core Team of technical experts responsible for their aspects of the Plan that meets quarterly. The Plan can only be modified with approval of the Board

EXECUTIVE SUMMARY

Salt River Project's Wildfire Mitigation Programs (WMP or Plan) identifies the preventive actions, protective equipment and monitoring programs that SRP implements to minimize the risk that SRP electrical assets could start or perpetuate a wildfire. As the utility industry continues to mature its understanding of wildfire and initiatives for wildfire mitigation, the WMP serves as a living document to drive collaboration and coordination across the organization. The Plan uses a risk-based approach to understand high probability and high impact factors so resources can be focused on where their activities will be most effective. The major topics included in this WMP are:

Situational Awareness – Understanding fire-prone conditions to inform mitigation measures including data about vegetative fuels and weather.

Operational Practices – Field and systems operations practices used to mitigate wildfire risks, including field procedures, no-reclose, and no-test policies.

Emergency Response – Under extreme fire weather conditions, emergency protocols aim to minimize the risk of wildfire impacts. This includes protocols for de-energization of identified circuits when wildfire hazards are present, informed by risk evaluation tools.

Vegetation Management – The practices that focus on electrical clearances, distances, removal of hazard trees, fuels reduction and ongoing activities to minimize the chances of vegetation striking lines or being the source of an ignition. Managing vegetative fuels can also diminish the spread and intensity of wildfires.

Inspections and Corrections – The frequency of patrols and inspections, based on wildfire risk and corrections to mitigate against utility-caused wildfires. This includes analyzing the customers' experience of circuit performance in fire-prone areas.

System Hardening and Ruggedization – Equipment that lowers ignition risk such as non-expulsion devices, protective relays, and other devices to prevent wildfires and maintain service continuity.

Communications and Outreach – Multi-pronged approach to communicating and collaborating with employees, public safety partners, governmental agencies, other critical infrastructure providers, customers, and key stakeholders.

Figure 1. Portfolio Approach to Wildfire Mitigation Planning

© Salt River Project 2026

1. BACKGROUND

This WMP has been developed as a framework to prioritize and harmonize a variety of projects, programs and initiatives that have been implemented by Salt River Project (SRP or Company) to minimize the risk of wildfire. The Plan's objective is to identify and mitigate the potential for SRP electric equipment, facilities, or activities to become a source of wildfire ignition or to perpetuate a wildfire. A risk driven approach is used to lower the likelihood and impact of wildfires related to SRP's infrastructure. This WMP formalizes SRP's wildfire mitigation activities in a consolidated document that addresses SRP's electric assets.

The WMP is founded on a risk-based approach using a portfolio framework for wildfire mitigation activities to achieve safety, reliability, and resilience as it relates to wildfires. Activities and initiatives in the Plan are supported through governance, collaboration, data sharing, and organizational alignment. The Plan identifies projects and programs that reduce the likelihood and impacts of wildfires related to utility electrical infrastructure. The WMP systematically addresses risk in a cost-effective way, leveraging organizational experts implementing processes and protocols across SRP's departments. Ongoing collaboration includes engagements with public safety partners. A key Plan component is education and outreach with communities and customers. Through its participation in the Electric Power Research Institute (EPRI), the International Wildfire Risk Mitigation Consortium, and other industry forums, SRP continues to learn and implement new industry practices.

1.1. Overview and Electric Service Area

SRP is a community-based, not-for-profit organization providing affordable water and power to more than two million people in central Arizona. SRP became an electricity provider formed as an agricultural improvement district and a political subdivision of the State of Arizona in 1937 in the Phoenix metropolitan area. SRP is committed to acting in the best interest of the communities it serves and strives to help build a better future for Arizona.

For over a century, SRP has focused on innovative solutions to meet the Valley's ever-changing water and power needs. SRP generates electricity from a mix of renewable sources like solar, geothermal, biomass, wind, and hydropower. To ensure the ability to meet the demand for power at all times, including during Arizona's hot summers; SRP also relies on traditional generation sources, such as nuclear, coal, and natural gas. These sources are connected through vertically integrated electric system that include generation, transmission and distribution assets.

Figure 2. SRP Electric Service Area

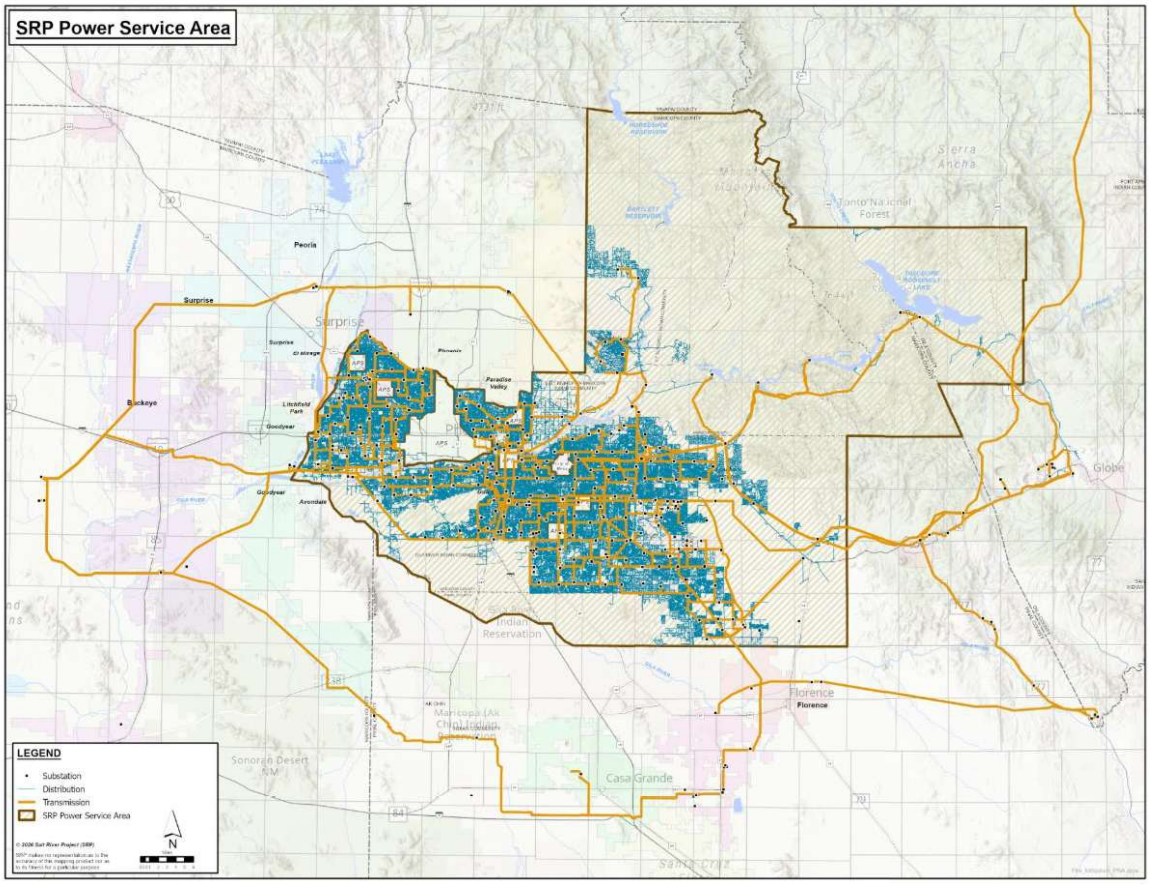

Electric infrastructure, especially overhead powerlines, represents a category of utility assets with the potential to cause or perpetuate wildfires. SRP's WMP considers the areas where generation, transmission and distribution infrastructure are present. For co-owned assets, the utility responsible for the operation and maintenance of the asset is also responsible for managing wildfire risks associated with those assets.

2. QUANTIFYING WILDFIRE RISK

2.1. Risk Driven Decision Making Framework

SRP has undertaken a variety of activities to prioritize wildfire mitigation related actions to areas that are most prone to wildfire activity. Ongoing collaboration with various agencies, including the United States Forest Service (USFS), the Bureau of Land Management (BLM), the Department of Forestry and Fire Management (DFFM), local fire agencies, local emergency management, and field crews inform SRP's understanding and awareness of wildfire risks. SRP leverages advanced modeling techniques with advanced technologies to assess risk on both a short-term operating and long-term planning basis. The risk-based approach, utilized throughout the industry, is designed to reduce the likelihood of wildfires related to SRP's infrastructure and assets.

2.2. Identifying Wildfire Threat Risk

2.2.1. Wildfire Risk Modeling

CloudFire, Inc. conducts SRP's wildfire risk modeling related to the electric grid, a Planning Model to inform longer term initiatives and an Operating Model for shorter term operating decisions. The Planning Model defines wildfire risk Tiers that are used for program and project planning purposes. CloudFire's modeling includes more than 100 million computer-simulated fires modeled under historical conditions. The analysis uses advanced algorithms that take into account equipment outages, surface and canopy fuel layers from the United States Forest Service Landfire.gov information, 15 years of gridded climatology based on a 2.5 km resolution, topography from the United States Geological Survey and building footprints from Microsoft. Primary circuit span-level outputs for each modeled fire include number of impacted structures, acres of timber burned and approximate suppression costs. The resulting risk scores are ranked and grouped into wildfire Tiers as shown in the example in Figure 3.

Figure 3. Fire Risk Tier Example

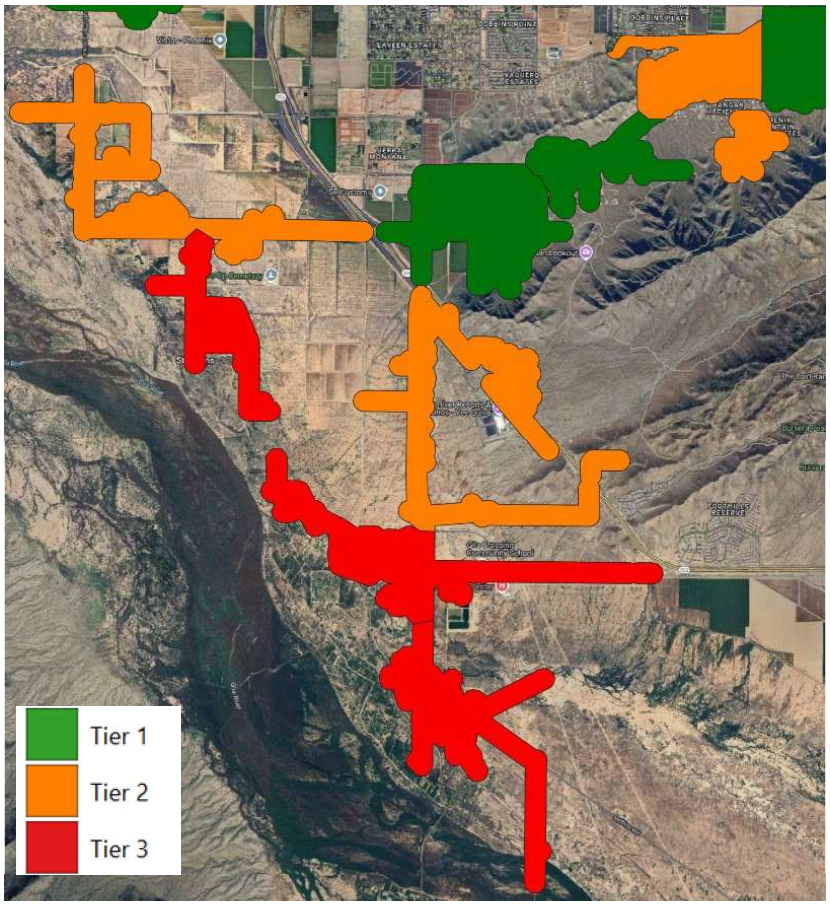

Wildfire risk Tiers indicate likelihood and impacts of electric utility related wildfires within SRP's footprint and help SRP prioritize mitigation measures relative to risk within the service territory. These measures may include special operating procedures, elevated hardening standards, more frequent vegetation management, or increased asset inspections. CloudFire outputs support planning and prioritization of risk reducing initiatives.

Circuits are organized into wildfire risk Tiers based on their risk relative to each other within SRP's service territory.

Table 1. Tiers and Risk Mitigation

	Tier 1	Tier 2	Tier 3	Reference
Number of Circuits	**1379**	**58**	**23**[2]	
Mitigation Actions				
Hardware Inspection single phase Distribution	10 year	5 year	1 year	3.5
Hardware Inspection three phase Distribution	10 year	5 year	1 year	3.5
Vegetation Inspection single phase Distribution	2 year	2 year	1 year	3.4
Vegetation Inspection three phase Distribution	2 year	2 year	1 year	3.4
Hardware Inspection Transmission	1 year	1 year	1 year	3.5
Vegetation Inspection Transmission	1 year	1 year	1 year	3.4
Defensible Space Around Poles (DSAP)	No	Yes	Yes	3.4
Pole Replacement Program (Steel Poles)	No	Yes	Yes	3.6
Enhanced Standards (Pole Wrap)	No	Yes	Yes	3.6
Non-Explosion Equipment	No	Yes	Yes	3.6
Smoke Detection Cameras	No	No	Yes	3.1.2
Weather Stations	No	Yes	Yes	3.1.2
Public Safety Power Shutoff (PSPS)	No	No	Yes	3.3.2

The current designations of SRP's risk Tier circuits are shown in Figure 4. The Tier levels are used in planning and also to guide operating decisions, such as the Public Safety Power Shutoff (PSPS) proactive de-energization protocols. Of the 23 circuits identified as Tier 3, 5 are designated as candidate circuits for the PSPS program. These circuits are in higher elevations where climate conditions increase fire risk to a level that can't be fully addressed by SRP's other fire risk mitigation actions.

[2] A small subset of Tier 3 circuits is identified as candidates for PSPS. As of the writing of this Plan, 5 of the 23 are candidate circuits.

Figure 4. SRP Wildfire Risk Tier Map

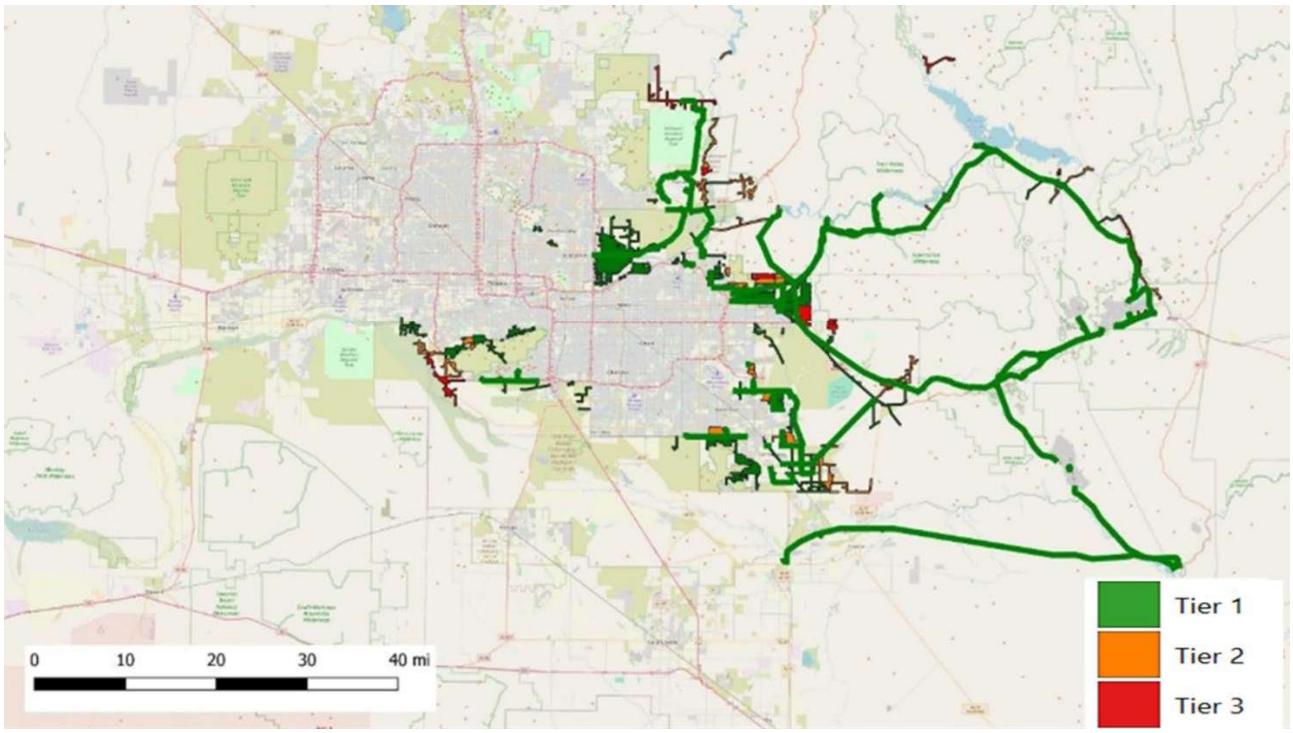

The Wildland Urban Interface, or WUI, is the zone of transition between unoccupied land and human development, where structures and other human development meet or intermingle with undeveloped wildland or vegetative fuels. The WUI is continually evolving, and periodic assessment of risk helps to identify whether mitigation actions in the WUI are needed to reduce risk. The CloudFire analysis considers the WUI in its assessment.

2.2.2. Co-Located Utility Assets in Arizona

Utilities in Arizona have assets that are co-located within a geographical area. Collaboration is important to protecting the public and utility assets from the incidence of wildfires. Arizona's largest utilities continue to engage in WMP coordination. Ongoing engagement with other electric utilities in Arizona aids in sharing industry practices and lessons learned. This WMP applies to all SRP electric assets and those jointly owned assets that SRP operates.

3. WILDFIRE RISK REDUCTION STRATEGIES AND PROGRAMS

The following section outlines the various approaches SRP uses to understand and mitigate wildfire risk.

3.1. Situational Awareness

A key factor in risk mitigation is understanding where and how significantly wildfires could impact or could be impacted by utility infrastructure and assets. SRP implements technologies and collaborates with other agencies to maintain awareness of wildfire risks on both a short-term and long-term basis. SRP continues to evaluate tools and resources to fully support situational awareness as part of the overall risk reduction strategy. SRP is exploring additional communications capabilities, especially in remote areas, to enable remote sensing and reporting devices.

3.1.1. Fire Weather Indicators

SRP's experts collaborate with outside agencies to maintain awareness of wildfire hazards, leveraging SRP's meteorology team, collaborating agencies, and technical experts. As fire risk modeling is deployed, results are incorporated to address identified risk on both a long-term and short-term basis.

During wildfire season, SRP receives information about vegetative fuel conditions and fire potential from the USFS and other sources. SRP utilizes this information to make decisions about field and grid operations protocols. The meteorology team issues fire weather outlooks twice a week, shown in Figure 5.

Figure 5. Fire Weather Output Example

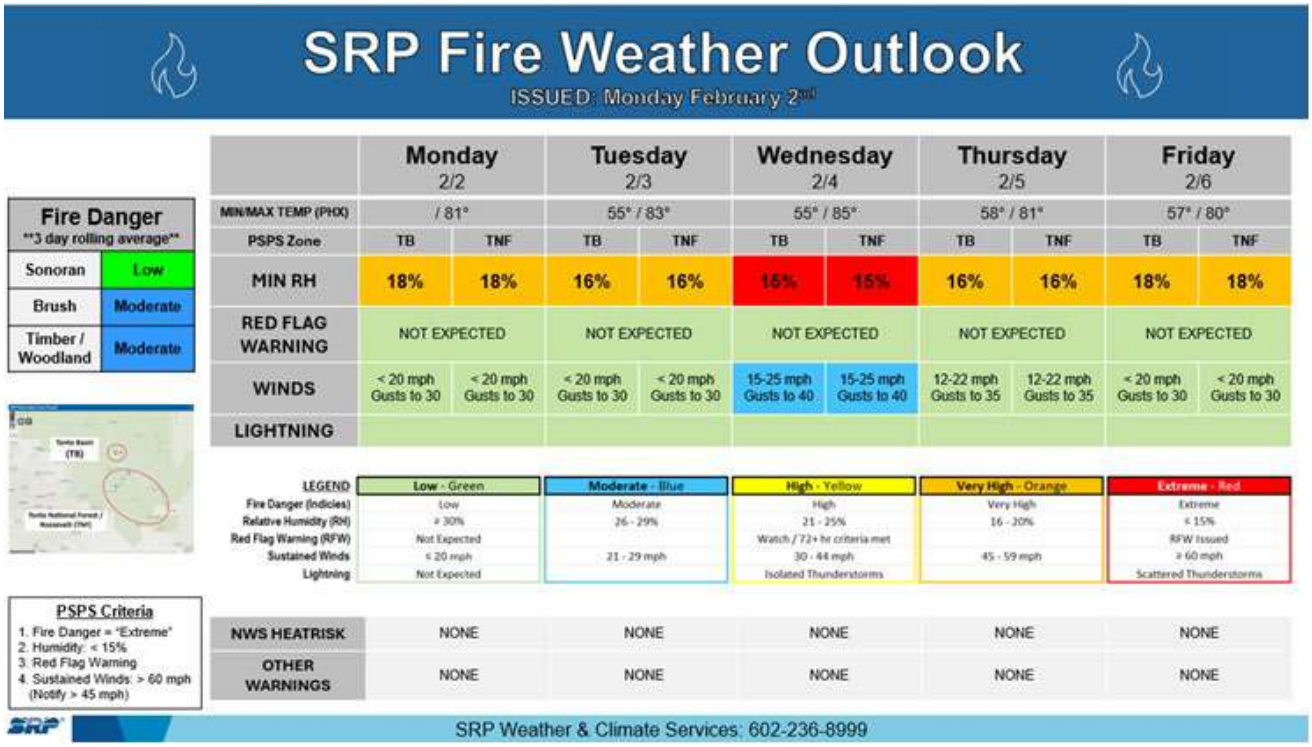

SRP Fire Weather Outlook

ISSUED: Monday February 2nd

	Monday 2/2		Tuesday 2/3		Wednesday 2/4		Thursday 2/5		Friday 2/6	
MIN/MAX TEMP (PHX)	/ 81°		55° / 83°		55° / 85°		58° / 81°		57° / 80°	
PSPS Zone	TB	TNF	TB	TNF	TB	TNF	TB	TNF	TB	TNF
MIN RH	18%	18%	16%	16%	15%	15%	16%	16%	18%	18%
RED FLAG WARNING	NOT EXPECTED		NOT EXPECTED		NOT EXPECTED		NOT EXPECTED		NOT EXPECTED	
WINDS	< 20 mph Gusts to 30	< 20 mph Gusts to 30	< 20 mph Gusts to 30	< 20 mph Gusts to 30	15-25 mph Gusts to 40	15-25 mph Gusts to 40	12-22 mph Gusts to 35	12-22 mph Gusts to 35	< 20 mph Gusts to 30	< 20 mph Gusts to 30
LIGHTNING										

Fire Danger **3 day rolling average**	
Sonoran	Low
Brush	Moderate
Timber / Woodland	Moderate

LEGEND	Low - Green	Moderate - Blue	High - Yellow	Very High - Orange	Extreme - Red
Fire Danger (Indicies)	Low	Moderate	High	Very High	Extreme
Relative Humidity (RH)	≥ 30%	26 - 29%	21 - 25%	16 - 20%	≤ 15%
Red Flag Warning (RFW)	Not Expected		Watch / 72+ hr criteria met		RFW Issued
Sustained Winds	≤ 20 mph	21 - 29 mph	30 - 44 mph	45 - 59 mph	≥ 60 mph
Lightning	Not Expected		Isolated Thunderstorms		Scattered Thunderstorms

PSPS Criteria
1. Fire Danger = "Extreme"
2. Humidity: < 15%
3. Red Flag Warning
4. Sustained Winds: > 60 mph (Notify > 45 mph)

NWS HEATRISK	NONE	NONE	NONE	NONE	NONE
OTHER WARNINGS	NONE	NONE	NONE	NONE	NONE

SRP Weather & Climate Services: 602-236-8999

With support from the CloudFire team, SRP has implemented Pyrecast, a fire spread model, to analyze direction and rate of fire spread to inform operating decisions. A Composite Risk Index (CRI) bundles several factors that are indicative of fire weather conditions, such as Red Flag Warning, fuel moisture, high winds, and other fire weather indicators into a risk index. Fire weather indicators are shown in Figure 6.

Figure 6. Fire Weather Indicators

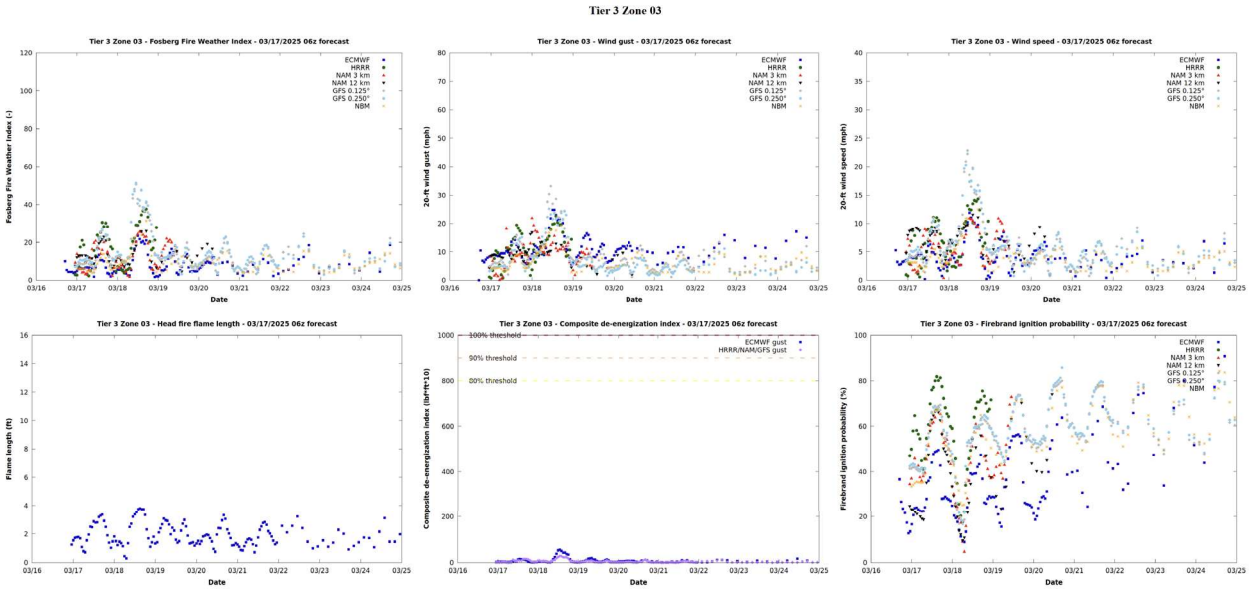

The CRI updates four times per day, providing valuable situational awareness to SRP's meteorology and operating teams. When the CRI reaches identified thresholds, alerts are generated that indicate the need for further analysis and possible action.

Figure 7. CloudFire Fire Weather Example

SRP Tier 3 Percent of CRI Threshold Forecast for 02/05/26 - 02/11/26

Zone	Feb 05	Feb 06	Feb 07	Feb 08	Feb 09	Feb 10	Feb 11
Blue Ridge - Tier 3 FID 146 dist	0	1	1	2	2	5	0
CAL122 CAL123 CAL125 - Tier 3 FID 42 dist	2	4	3	2	1	8	1
CAL122 - Tier 3 FID 23 dist	1	2	2	4	1	11	1
CAL122 - Tier 3 FID 81 dist	0	0	0	0	1	2	0
CAN125 SV124 SS134 - Tier 3 FID 68 dist	0	2	2	7	3	9	1
Carlota Superior Miami Pinto Valley Carlota Pinto Valley - Tier 3 FID 180 trans	0	1	1	1	1	7	0
Carlota Superior Oak Flat Pinal Miami Pinto Valley - Tier 3 FID 181 trans	1	2	1	3	1	9	1
East Skyline Road - Tier 3 FID 16 dist	0	2	0	2	1	9	0
FJ132 - Tier 3 FID 88 dist	0	2	1	1	1	9	0
FZ125 - Tier 3 FID 131 dist	0	2	1	3	1	12	0
FZ125 - Tier 3 FID 135 dist	1	4	1	9	1	6	0
GB125 - Tier 3 FID 30 dist	2	3	2	5	1	13	1
IRN126 - Tier 3 FID 48 dist	2	5	5	11	2	10	2
MAY124 - Tier 3 FID 47 dist	0	1	1	3	2	4	0
MAY124 - Tier 3 FID 49 dist	0	1	0	1	2	6	1
Oak Flat Pinal Miami Pinto Valley Gas Cleaning Miami Miami Pinal - Tier 3 FID 178 trans	0	0	0	0	1	4	1
PIN122 PIN123 PIN124 - Tier 3 FID 121 dist	1	3	1	2	4	8	2
PIN125 PIN126 PIN124 - Tier 3 FID 153 dist	1	2	1	2	3	7	2
PIN125 PIN126 RVE125 RVE124 - Tier 3 FID 14 dist	0	1	1	1	2	10	4
PN145 - Tier 3 FID 138 dist	0	1	1	2	1	5	0
PN152 MI152 MI125 - Tier 3 FID 140 dist	1	2	1	2	3	8	2
RVE124 - Tier 3 FID 31 dist	0	2	1	1	3	9	2
Tonto Basin - Tier 3 FID 32 dist	0	1	1	1	3	9	2

0%
40%
80%
90%
100%

Delivering water and power®

3.1.2. Wildfire Camera and Weather Station Deployment

SRP has expanded its situational awareness devices to include wildfire cameras and weather stations. SRP has smoke detecting cameras (SmokeD) that use artificial intelligence (AI) for early fire detection and notification. AI cameras have optical sensors that provide accurate smoke detection for up to ten miles. Combination devices of weather stations and wildfire cameras are strategically deployed in areas identified for wildfire risk.

Additional Smoke D wildfire detecting cameras are scheduled to be installed in 2026 on existing infrastructure for the upcoming wildfire season. The current cameras are solar powered and use a public communications network. Additional deployment of 2-3 cameras per year will include equipment and communications capability for hard-to-reach line assets and mountaintop sites. Prioritized installations are planned for the transmission system, specifically the 500 kV corridor, and in areas that are prone to fires such as the Roosevelt Lake area.

Weather factors are known to contribute to the risk of wildfires. For example, high wind conditions could elevate the likelihood or impact of wildfires. Currently, SRP's meteorology team uses weather stations that are deployed throughout the service territory and those that are integrated with other devices, such as wildfire cameras. Weather informs field conditions and potential work windows. SRP placed additional weather stations along critical circuits in high-risk areas and will continue to strategically expand based on guidance from the meteorology team.

Situational awareness technology being added in the first half of 2026 includes cameras and weather stations as shown Table 2.

Table 2. Situational Awareness Technology

Site	Technology
Queen Valley	Weather Station + SmokeD
Roosevelt	Weather Station + SmokeD
Cragin	Weather Station Only

3.2. Operational Practices

Special seasonal operational procedures are used to mitigate the potential ignition or spread of wildfires from utility infrastructure. SRP enters Fire Season Mode when risks are above normal for wildfires, defined by wildfire conditions. Adaptive control room operations and field operations are implemented to mitigate against wildfire risk. SRP reviews wildfire risks related to specific circuits and infrastructure annually to identify where operational restrictions for wildfire prone areas might further reduce risk. Fire spread modeling and risk propensity alerts are important tools for guiding operational practices and system settings.

3.2.1. Transmission and Distribution Operations Practices

SRP follows fire restrictions implemented by state and federal fire agencies. SRP begins fire season operational procedures when fire restrictions are issued any time conditions are above normal. Wildfire conditions are coordinated and communicated using the most conservative threat condition as the trigger for adaptive transmission and distribution operations.

During high risk Fire Season, when the United States Forest Service (USFS) declares Preparedness Level 2 or higher,[3] identified circuits are placed into Fire Season Operating Mode. SRP will turn off automatic circuit reclosing, resulting in one trip to lock out the circuit and effectuate other wildfire protection measures, including work restrictions from the Authority Having Jurisdiction (AHJ).[4] This reduces the likelihood that sparks could result from reenergizing the line before field conditions are observed and, if necessary, remediated. Factors considered for modified Fire Season operations include fuel moisture conditions, Severe Fire Danger Index ("SFD"), and the Energy Release Component percentile.

[3] https://www.fs.usda.gov/detail/coconino/fire/?cid=fseprd891645
[4] This could include other protective relays or electronic device settings

Figure 8. National Forest Service (NFS) Fire Preparedness Levels/ Restrictions

NFS Statewide Preparedness/ Restrictions				
Operational Awareness & Preparation Level				
Stage 0	Stage 1 & 2		Stage 2/ Active Fires/ Closures	
P1 **Low Fire Conditions** • Reduced Probability of ignition • Weather and fuels condition lead to slow fire spread with Low intensity	P2 **ncreasing Fire Conditior** •Probability of ignition increasing •Weather forecasts trends toward elevated fire conditions •Potential for significant fire starts	P3 **Elevated Fire Condition** • Fuels and Relative humidity are trending drier • Potential red flag conditions • Wildfire activity increasing throughout the state • One or more fires has potential impact to SRP system	P4 **ery High Fire Condition** • Weather forecast support very high fire conditions • Fire & fuels have high potential for above average growth • Low relative humidity, high red flag potential • Multiple fires have potential impact on SRP system • Potential for significant fires is very high	P5 **Extreme Fire Conditions** • Weather forecast support extreme fire conditions • Fuels moister is extremely dry • Low relative humidity, high red flag conditions support extreme fire growth potential
Low Risk →				High Risk
Work Restrictions				
• No work restrictions • Maintain situational Awareness • Remain aware that fires can start at any time and	• SRP and SRP contractor vehicles shall be equipped with Fire Mitigation tools • 5 gallons of water • Two 10# ABC/ fire extinguishers • Backpack pump • Round shovel/ Pulaski • Maintain situational awareness • Discuss fire mitigation in job tailboard	• SRP and SRP contractor vehicles shall be equipped with Fire Mitigation tools •SRP and SRP contractor Shall provide a fire guard while work is performed • Maintain situational awareness • Discuss fire mitigation in job tailboard • No fires of any sort • No smoking • Chainsaw usage must comply with USDA or SAE approved spark arrestor installed, one pressurized fire extinguisher kept with operators reach, round point shovel readily available. (36 CFR 261.53(h)) • Welding or operation of acetylene torch usage only in area cleared at a ten foot diameter accompanied with a pressurized chemical fire extinguisher. (36 CRF 126.52(i)	• All P3 restrictions still apply • Perform Emergency work only • All non-emergency work will stop • Coordinate Emergency work through SRP Fire Mitigation Specialist • All non-emergency work shall stop • SRP crew and SRP contractors shall provide a fire guard during all work procedures • No smoking outdoors	• All P4 restrictions still apply • Perform Emergency work only • All non-emergency work will stop • Coordinate all Emergency work within fire restriction closures through SRP Fire Mitigation Specialist • All non-emergency work shall stop • SRP crew and SRP contractors shall provide a fire guard during all work procedures • No smoking outdoors

SRP uses protective relaying, an important wildfire mitigation tool to automatically de-energize equipment should an anomaly be detected. In normal circumstances, when there is an interruption, or fault, on the circuit multiple reclosing attempts will automatically occur. If a temporary fault condition no longer exists, the circuit quickly recloses by itself restoring electric service. During wildfire conditions, if the fault is still on the line, an attempt to re-energize has the potential to create a spark which can present a risk if trees or brush are nearby. SRP implements a No-Reclose Policy on severe fire weather days. Should a fault occur due to an undesirable field condition, the grid remains de-energized until the impacted lines can be patrolled and re-energized when safe conditions are confirmed. This practice avoids reclosing into a hazard that could cause sparks.

SRP's operating practice is to disable automatic reclosing on the distribution system circuit, based on the Severe Fire Danger Index, or SFDI. SRP's aim is to keep the system in normal operating condition as much as possible. To mitigate wildfire risk, SRP is deploying non-expulsion devices in wildfire risk areas beginning

with Tier 3 circuits. At least annually, the list of no-reclose circuits is updated in advance of fire season based on wildfire risk modeling results.

The Distribution Operations Center (DOC) also coordinates with APS and may enter no-reclose on circuits that feed APS if those circuits are placed in no-reclose mode. A subset of no-reclose circuits becomes candidates for the PSPS protocols, included in the Emergency Management section and the PSPS Plan.

3.2.2. Enhanced Fault Detection

SRP is improving the capability to determine the location of distribution faults via sensing technology to shorten inspection durations and more precisely pinpoint where to deploy field crews during fire season. Distribution troubleshooters are deploying more fault detectors of approximately one hundred visual-indicating (non-communicating) devices. A program for communications-capable detectors is underway for 12 kV and 22 kV circuits in higher fire risk areas. Remote fault detection, with the identification of magnitude and location, improves grid restoration response time. Sensing device information is being integrated with the Automated Distribution Management System (ADMS) remote operating capabilities, with 50 additional devices scheduled for deployment each year through Fiscal Year 27. Improvements in communications through Field Area Network radio capabilities, focused in the Roosevelt area, are also being deployed, which should significantly improve the effectiveness of communications-capable devices.

3.2.3. Restoration Protocols

Whenever the power grid is no longer in normal operating mode, SRP monitors all circuits including the circuits set to no reclose for outages, indicating the possibility of anomalous conditions in the field. Should a no-reclose circuit trip out, or if a circuit is proactively de-energized, field personnel will conduct visual inspections by patrolling the circuits. If no anomalous conditions are identified as anomalous, the circuits will be re-energized. However, should conditions in the field indicate anything anomalous, the circuits will undergo a detailed inspection. Any identified corrections will be completed prior to declaring the system safe to re-energize. This applies to circuits that trip after being placed in no-reclose, circuits that were de-energized proactively under a Public Safety Power Shutoff (PSPS) and circuits that were de-energized in response to an active wildfire.

3.2.4. Wildland Fire Preparedness for Field Personnel

Wildland Fire Season guidelines are updated and communicated annually. SRP uses the USFS guidelines and has fire preparedness information for field personnel that lays out fire threat conditions, work practices, and required Personal Protective Equipment (PPE) required under the different fire restriction stages.

3.3. Wildfire Response / Emergency Management

SRP has a robust emergency management structure and is well equipped to manage crisis situations related to its assets and infrastructure. Wildfire mitigation and response coordinates inputs from multiple

areas of responsibility and expertise, as well as from external partners. While many areas of SRP engage in wildfire emergency response, the primary liaison to external parties for wildfire mitigation is SRP's Wildfire Mitigation team.

3.3.1. SRP Incident Command System

SRP uses FEMA's Incident Command System (ICS), a formal task-based structure for professional response to emergencies. SRP's emergency team collaborates with other agencies to coordinate roles, responsibilities, and activities. ICS affords a common approach to emergency situations and is used throughout SRP operational groups. Personnel are trained in the ICS, and the training is refreshed annually in advance of high fire season. Specific wildfire-related activities are supported through the overarching corporate program and with public safety partners through this common approach.

The broader SRP organization has a Crisis Management Team (CMT), beginning with executive leadership, which works across the different lines of business including water, power, and others. The SRP ICS teams are used for event driven emergencies and for fire response. The Grid Incident Management Team (Grid IC) is assembled to directly deal with specific wildfire events, and its participants are guided by the expertise required for distribution and/or transmission operations. A core Grid IC crew is identified for utility-related wildfires that consists of an Incident Commander (IC), Fire Liaison, and Public Information Officer. Based on the severity and action to be addressed, SRP supplements the team as needed.

Ongoing coordination and regular updates with emergency response personnel and public safety partners within the SRP service territory is a cornerstone of wildfire safety and mitigation. Information sharing and training exercises are an important part of working together in support of public safety. The SRP Wildfire Mitigation Team conducts outreach and awareness, including coordination activities with public safety partners and customers in areas identified to be at higher risk. SRP continues its longstanding practices of turning off power in the presence of an active wildfire, in coordination with local emergency management personnel.

3.3.2. Proactive De-energization / Public Safety Power Shutoff

Salt River Project (SRP) is committed to public safety and mitigating the risk from wildfires is a top priority. Public Safety Power Shutoff (PSPS) is a proactive de-energization program used to help minimize the risk of wildfires related to utility infrastructure. During a PSPS, SRP will temporarily shut off power within specific areas when certain weather and other environmental conditions exist to prevent equipment or debris from starting or contributing to a wildfire. SRP evaluates the potential for PSPS conditions during weekly operational briefings in addition to ongoing monitoring for PSPS conditions in real-time. The goal is to start getting visibility up to a week in advance of the potential PSPS event. The program is limited to certain customers in specific wildfire prone areas where overhead electric infrastructure is present, as a final measure of risk mitigation. PSPS is activated only when the risk of keeping circuits energized is greater than the risk of deenergizing them. The decision to de-energize circuits without the presence of fires, shown in Figure 9, requires coordination and communication prior to taking action, as critical services could be impacted. The PSPS process includes notifications to potentially impacted parties, including local emergency managers and affected customers as far in advance as practical. Special attention is given to

medical baseline customers that have informed SRP of their enhanced needs. Tools such as direct phone conversations and direct emails will take place to inform these customers in preparation for a PSPS event.

Figure 9. Rubric for PSPS

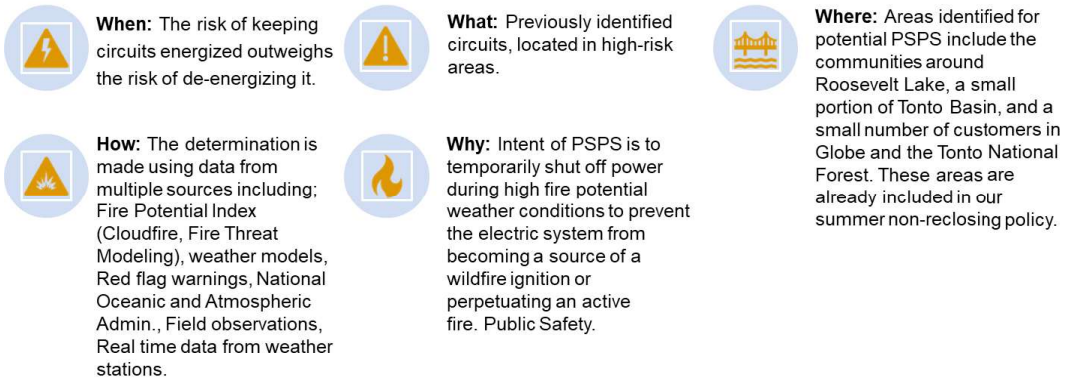

The decision to shut off power is never taken lightly. The decision must be data driven.

SRP monitors wildfires throughout the year but focuses on certain extreme weather patterns and other environmental criteria that create a heightened risk of wildfire ignition. Routine preparedness actions are taken before high wildfire season, typically prior to April 1st. These actions include a detailed inspection of both hardware and vegetation on the highest risk circuits (Tier 3). The grid may be proactively de-energized on these circuits to mitigate wildfire risk. However, in the presence of an active fire, the system may be de-energized to support first responder safety without extensive proactive notification. In this scenario, customers likely will already be under an evacuation order from public emergency managers.

SRP uses a CRI score calculated from outage information, historical wildfire data, values at risk (people and property), terrain, vegetative fuels, and weather such as wind, humidity, and temperature. The data-driven PSPS implementation criteria for Fire Season use a composite of weather and risk information that are shown below in Table 3. Meteorologists monitor prevailing weather conditions and decision criteria measures to ensure notification takes place as far in advice as possible.

Table 3. De-Energization Decision Criteria Components

Measure	Threshold Value	Monitoring Source	Reporting Iteration
Wind Speed	>60 mph sustained	National Weather Service and SRP local wind stations	Hourly weather stations Average observed over 2 minute period
Red Flag Warning	Red Flag Warning	National Weather Service	Issued for 24 hour period
Humidity	<15% relative humidity	National Weather Service	Hourly weather stations
Burning Index (BI)	*Sonoran* >53 *Brush (10FM)* <0-4 *Timber* >43	US Forest Service Tonto	2x Daily (projected and actual)
Energy Release Component (ERC)	*Sonoran* >79 *Brush* >72 *Timber* >74	US Forest Service Tonto	2x Daily (projected and actual)

The CRI continuum illustrates the relationship between weather conditions, operational decisions, and communication frequencies, shown in Figure 10.

Figure 10. Fire Weather Continuum

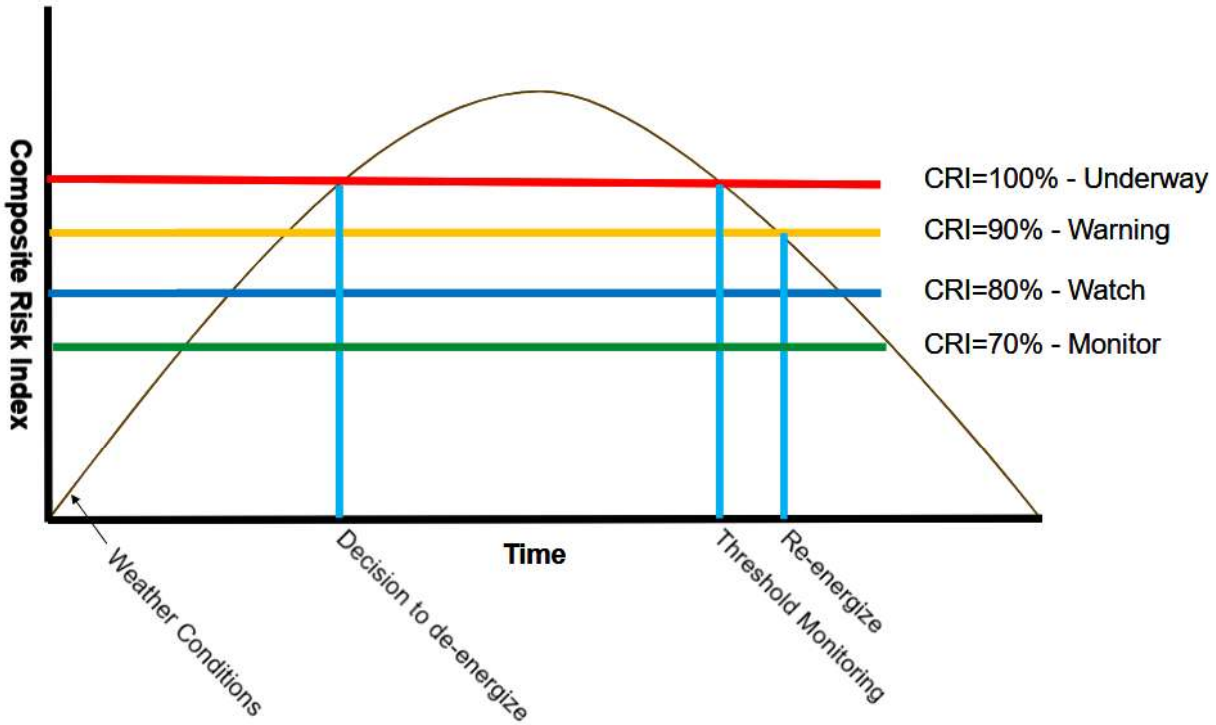

A summary of the PSPS preparedness levels outlining communication cadences and operational practices is presented in Figure 11. External communications generally begin at the “Watch” level. Proactive de-energization will be considered on select circuits based on forecast fire weather conditions.

Figure 11. PSPS Levels and Communications/ Operation Practices

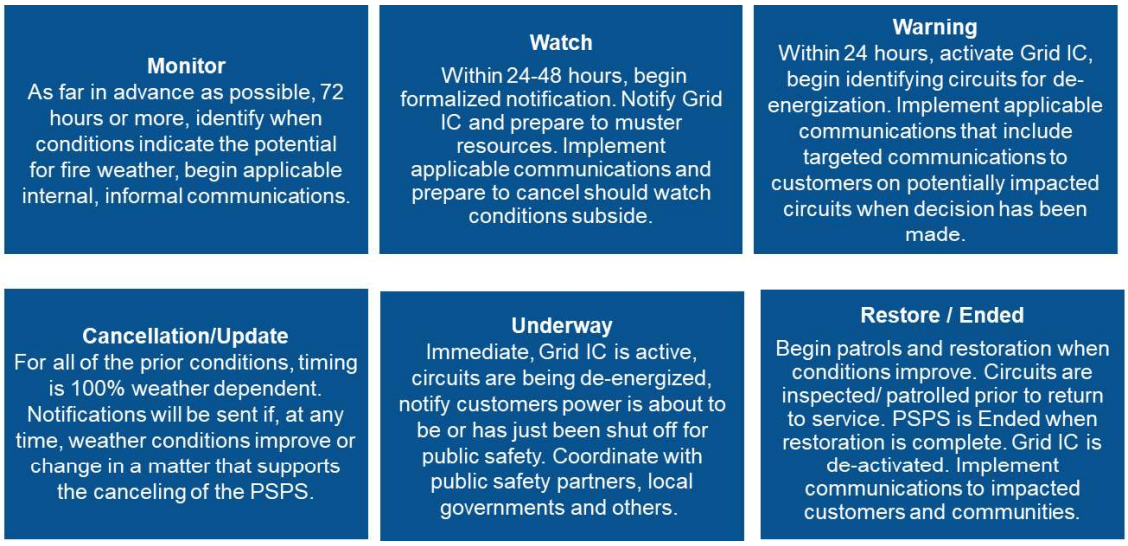

On circuits that are de-energized because of extreme fire weather, the circuits will be patrolled to determine safe operating conditions. It may be necessary to conduct a detailed inspection and related corrections before re-energizing.

3.4. Vegetation Management

Utility Vegetation Management (UVM) involves the manual, mechanical, and chemical treatment of vegetation in utility rights-of-way (ROW) to support transmission and distribution system reliability and to reduce wildfire risk. Vegetation pruning and removal is an important line of defense against wildfires potentially being caused by the presence of SRP transmission and distribution infrastructure. SRP's varied geographical territory and environmental compliance responsibilities mean that close collaboration among multiple departments are well leveraged in supporting vegetation management. As a regular practices SRP conducts periodic cycles of vegetation clearing around and under power lines, working from the highest voltages to the lower voltages. After completing an initial accelerated corridor clearing program for wildfire Tiers, SRP has achieved a regular cadence of ROW inspections for distribution circuits. A summary of vegetation management cycles is shown in Table 4.

SRP maintains a vegetation pruning and removal schedule using a "line clearance" approach to prevent vegetation related transmission outages, minimize distribution outages, and the incidence of wildfires. The SRP 230 kV and 500 kV transmission systems are regulated by the North American Electric Reliability Corporation (NERC) standard FAC – 003 with requirements for lines clearing. SRP's transmission infrastructure is inspected on an annual cycle to identify hazard trees for remediation. The SRP 69 kV sub-transmission system is inspected and maintained annually prior to the beginning of the monsoon season. Transmission corridors in wildfire Tiers 3 and 2 are cleared on a 5-year cycle.

Fire Risk Tier analysis has also directed SRP's Integrated Vegetation Management (IVM) efforts to clear vegetation fuels along and under the lines to minimize the risk of falling debris causing an ignition. On the distribution system, vegetation along distribution circuits in Tiers 3 and 2 are prioritized. Tier 3 distribution circuits are inspected and cleared annually. The balance of distribution circuits in wildfire risk areas is inspected for vegetation and maintained on a two-year cycle. Vegetation removal and mastication around power poles is another way that potentially vegetative fuels are cleared around electric assets. Vegetation around poles is cleared in a 10' radius along circuits in wildfire Tiers 3 and 2 through the Defensible Space Around Poles (DSAP) program, although other clearances may be specified by the Authority Having Jurisdiction (AHJ). The DSAP program focuses on poles with attached distribution equipment to clear a 10-foot radius around the pole from the ground level up past the conductor. Pruning trees and other tall growing vegetation encroaching on power lines (line clearing) is part of the annual transmission preventive maintenance (PM) program and two-year distribution PM program.

Substation vegetation is cleared to bare mineral ground with no vegetation within the substation perimeter.

Table 4. Vegetation Management Cycles

Category	Inspection	Clearing
Transmission – Urban	Annual Inspection	NERC Standards
Transmission – Rural	Annual Flyover	NERC Standards
Transmission in Wildfire Tiers 3&2	Annual Flyover	NERC Standards and five year cycle
Sub-transmission 69 kV	Annual Patrol (monsoon)	Field findings and two year cycle
Distribution in Wildfire Tiers	Annual	Field findings and two year cycle

SRP has authorization from the BLM, the State of Arizona, and the USFS to implement an herbicide program for vegetation management in SRP corridors on agency-owned lands. SRP applies herbicides through foliar and cut-stump applications to control incompatible vegetation and prevent regrowth. Herbicide treatment complements mechanical clearing programs for maximum effectiveness where allowed.

SRP successfully completed a pilot program using light detection and ranging (LiDAR) technology for inspection, completing 76 miles in the Gila River Indian Community. LiDAR supports the vegetation management and equipment information for the Inspection and Corrections program.

3.5. Inspections and Corrections

Asset condition awareness is a key to understanding wildfire risks. Failing equipment can be a source of sparks that can ignite a wildfire. SRP conducts routine patrols and inspections on the transmission, sub-transmission, and distribution systems to identify and remediate potentially unsafe field conditions. Inspections entail careful visual reviews accomplished by visiting each transmission, sub-transmission, or distribution structure and spans between structures as part of a component-by-component evaluation that identifies unusual conditions and anomalies.

SRP conducts inspections by ground or by air. Infrared inspections are completed annually on Extra High Voltage (EHV) transmission and 69kV sub-transmission switches, while under load in the summer. Where the distribution system is built under the high voltage system, typically 12 kV distribution built under 69 kV sub-transmission, observations are made by both the transmission and distribution group inspectors. While most patrols are scheduled in advance, additional patrols are requested and completed as needed. For the NERC Bulk Electric System (BES), defined as assets at or above 100 kV, flyover patrols are conducted semi-annually with high-resolution cameras.

These inspections are used to identify potential issues and relative urgency of repairs, especially for assets and equipment as a supplement to ground patrols. High-resolution cameras are used to record findings made during the inspection. SRP's entire 69 kV sub-transmission system is inspected annually. Asset conditions are recorded with work orders created in the Work Asset Management system for follow up as needed.

On the distribution system, three phase assets are inspected on a five-year cycle. SRP uses detailed visual inspections by personnel in combination with high-definition and infrared cameras on three phase systems. The single-phase distribution system is inspected on a ten-year cycle. The record asset management system, (RAMS) houses the records of full infrared inspections so detailed information can be referenced for fieldwork orders and by work crews.

Table 5. Inspection Cycle by Asset Type

Asset Type	Inspection Cycle
Transmission EHV (BES)	Semi-Annual
Transmission 69 kV +	Annual
Distribution 3-phase	5 years
Wood pole (includes transmission)	5 years
Distribution single phase	10 year cycle
OH distribution	5 year cycle

Special inspections are conducted on circuits that have caused customer concerns. Performance-based circuit inspection may be implemented in high risk areas based on wildfire threat modeling results. If a special inspection is needed, SRP will conduct a detailed inspection of the entire circuit. These special inspections use Unmanned Aerial Vehicles (UAV) flyovers, where practical, to identify anomalies that affect the circuit. Special inspections do not change the cadence of the regular inspection cycle. The transmission team may conduct accelerated ad hoc line patrols based on operation requests or an identified problem.

SRP's system of corrections is prioritized based on conditions identified in the field. SRP's distribution group uses priority levels using a scale of 1-5, with Priority 1 corrections being an immediate priority. Where a correction is related to an avian incident, including from flammable nesting materials, bird guard is deployed. Corrections in wildfire Tiers 2 & 3 are prioritized to remedy unusual field conditions.

SRP identifies the need for repairs and remedies in their work management system to create a full picture of the asset condition. The repair work becomes part of the asset's history to understand and manage overall asset health. Any identified vegetation condition that poses a risk of wildfire ignition is sent immediately to the Vegetation Management department to be addressed.

SRP also considers reasons for circuit performance issues and will identify tailored mitigation recommendations. If a chronic field problem, no longer maintainable degraded condition, or untenable field condition is identified, SRP's Standards group is engaged. The Standards group coordinates with construction experts to plan upcoming work and create a new standard that will support wildfire mitigation and remedy chronic field problems.

All Tier 3 circuits are inspected annually prior to summer months of operations.

3.6. System Hardening and Ruggedization

System ruggedization programs intend to harden the system using more rigorous standards and technology improvements. These programs are focused in areas that are more prone to wildfires and are often undertaken in concert with other actions as they can take some time and coordination. Ruggedization programs reduce wildfire risk and also harden against other natural disasters. A summary of hardening programs is shown in **Error! Reference source not found.**.

SRP has updated overhead construction standards in designated high wildfire areas that require the use of steel poles for both resiliency and reliability. Additionally, Cascade limiting structures (stopper poles), have been added to the transmission system. These steel poles are placed at regular intervals along a transmission line. They have been used for many years on SRP's transmission system, mainly on 69 kV and 115 kV infrastructure. These structures reduce the possibility that the failure of a single structure would broadly impact multiple nearby structures.

SRP has a program to install expulsion-limiting and current-limiting fuses in fire-prone areas to replace equipment that has the potential to create sparks. Eliminating expulsion equipment is a common practice where the risk of wildfires is present around utility infrastructure. SRP plans to install 1000 devices in the field to reduce the possibility of utility-caused ignition.

To reduce the impacts of potential outages, SRP's Distribution Planning team identifies where the ability to sectionalize the grid can reduce the impacts of widespread outages. Adding sectionalizing equipment allows for isolating smaller areas to reduce outage impacts. Since SRP's system is highly networked compared to other utilities, this program is applied in special circumstances, mostly in remote areas. As wildfire threat modeling matures, sectionalization is a useful tool to minimize disruptions should sections of the grid require de-energizing.

SRP uses fire mesh pole wrap and other protective coatings focused on poles in fire-prone areas to protect structures from wildfire impacts. Materials that expand in the presence of a wildfire offer pole protection and

maintain structural integrity. This reduces the need to replace poles and structures, which also reduces outages that would otherwise be needed to replace damaged structures. Fire wrap is identified as part of the design criteria for poles in high fire-prone areas. Fire mesh is an SRP standard and is also a requirement in fire-prone areas as part of the pole replacement program. Brush-on protective coating treatments are also used.

SRP has updated overhead construction standards in designated wildfire areas that include avian protection. SRP evaluates asset conditions and identifies if additional wildfire hardening is required. SRP has a robust Avian Protection Program and quickly responds to reports of bird nests on power infrastructure from agency partners, employees, customers, and the public. SRP maintains the required permits to remove/relocate active nests found on energized infrastructure. This ensures compliance with federal laws protecting birds and reduces the likelihood of nesting material becoming a source of ignition. Proactive bird guarding and other ruggedization programs are conducted in consultation with public safety partners to sequence hardening initiatives.

Wood poles may be identified for replacement as they age. Under the pole replacement program, if a pole is in a high wildfire area, a protective covering, such as pole mesh wrap, along with avian protection helps mitigate against wildfires. The new poles program is coordinated with the vegetation and fuels management programs and corridors for maximum effectiveness.

Table 6. Hardening Initiatives Summary

Program	Description	Benefit
Engineering Standards	Using ruggedized standards for circuits in wildfire Tiers 2&3	Installing Steel poles on transmission circuits, fire wrap mess on wood distribution poles provides another layer of resiliency and reliability
Cascade Limiting Structures (Stopper Poles)	Putting hardened poles every 6-8 structures	Protects evacuation routes, ingress and egress. Prevents a cascading effect on the circuit
Non-Expulsion Device	Replacing equipment that could cause sparks	Limits ignition potential
Structural Transmission Asset Ranking Program (STARR)	Transmission Wood pole replacement program	Asset management to replace aging structures that includes wildfire Tiers 2 & 3 to replace wood poles with steel poles
Animal Guards	Covering exposed equipment on poles in wildfire Tier areas	Limits faults caused by animal contacts, reducing the potential for sparks
Lightning / Surge Arrestors	Prevent insulator flashovers from lightning	Reduce flashovers on insulators to reduce sparks that could ignite a wildfire

4. COLLABORATION, COMMUNICATIONS AND OUTREACH

Communications is core to an effective WMP. Multidirectional communications afford the ability to target various audiences with tailored messages. Engaged communities, employees and public safety partners can work together to protect communities and prioritize projects, programs, and initiatives. SRP's collaborators share information about the WMP including wildfire risks, vegetation management programs, and operational practices such as PSPS. SRP's community engagement includes first responders and government agencies, and community members. SRP is actively engaged with other utilities coordinating current industry practices. SRP has regular collaboration meetings with Arizona utilities and participates in the International Wildfire Risk Mitigation Consortium.

4.1. Expert Working Group

SRP collaborates with its public safety partners, forest and fire professionals, emergency managers, and other organizations and agencies related to its Wildfire Mitigation Plan. The Wildfire Mitigation group includes experts within SRP with specialized knowledge. This team maintains regular contact with outside experts to gain insights into wildfire mitigation, focus on fire-prone communities, and conduct educational sessions. Regular communication includes after-season debriefing sessions. SRP also participates in meetings held by other organizations upon request.

4.2. Customer and Community Communication

Knowledgeable customers are an excellent defense against utility-caused wildfire ignition and spread. SRP has both broad reaching and targeted communications to support customers and communities. Understanding utility wildfire mitigation initiatives and engaging local resources such as "Arizona Firewise" can educate customers and communities about wildfire preparedness. SRP uses a variety of communication methods, including traditional and broadcast media, the SRP website, social media, and community events to help assure information related to the WMP is communicated and current. SRP maintains information on its website, srpnet.com, that outlines company policies and initiatives to mitigate the risk of wildfire and extreme weather. SRP conducts community open houses to raise public awareness on issues such as vegetation management for wildfire mitigation and outage prevention. SRP will continue to augment the website for further understanding of the WMP and the importance of being prepared for wildfires, including possible PSPS events. SRP engages with Community Wildfire Protection Plans (CWPP) that are supported through counties that choose to participate and develop one. Communications are sent prior to fire season related to preparedness measures.

When there is a need for targeted outreach to a community or set of customers SRP will conduct direct letter mailing and emails are sent, such as customers potentially impacted by PSPS. This same approach is used where transportation routes may be disrupted, access to customers sites is required, or brief outages are necessary to complete projects. SRP's Communications and Community Outreach

professionals develop WMP-related communication; for example, land managers are notified when vegetation management will be doing work. Notifications to communities regarding SRP's wildfire mitigation projects are conducted to inform communities and address questions. Wildfire mitigation highlights may include technologies such as wildfire cameras, pole wrap, or vegetation work in high fire areas.

4.3. Employee Communication

Aware and educated personnel affords the ability for each employee to be an ambassador for wildfire safety in the community. SRP's focus on safety and customer service means that all employees are informed about company activities to mitigate wildfire risk. Resources are available via SRP's web pages and other periodic training. Notifications are posted when fire restrictions are implemented and when they are lifted.

4.4. Forest Partnerships

The SRP Healthy Forest Initiative™ allows SRP electric customers to donate to SRP's forest restoration efforts in increments of $3/month. SRP is also quantifying and packaging the water and carbon co-benefits of this work to attract investments from large commercial customers. These restoration project areas represent important assets for wildfire risk mitigation planning. Through its communication of the SRP Healthy Forest Initiative, SRP reaches out to customers through paid (digital display, paid social, paid search) and owned (organic social, community events, blog, insiders articles, internal digital signage, email, media relations, web) channels to encourage signups, while educating the community on the benefits of this program to the health of forests and water supplies.

Off Right-of-Way Fuel Mitigation Partnerships are becoming more commonplace in the utility industry to collaboratively manage and mitigate vegetative fuels. SRP's 2035 sustainability goals are based on collective action across northern AZ. SRP engages with "Implementing Partners" that include the USFS, the Nature Conservancy, and others. These partners oversee forest thinning projects, with SRP as a financial partner. Implementing Partners meet annually to prioritize projects focused on critical infrastructure and at-risk watersheds. Examples of projects include the Cragin watershed[5] that contains an SRP-owned distribution line that powers SRP's water assets. This line is part of a self-contained system that generates its own power for water transfer. No customers are served off of the line. SRP manages 11 miles of Cragin line that was transferred to the Bureau of Reclamation. APS also has co-located equipment on the Cragin line. Customers and communities in the Cragin watershed benefit from project funding aimed at reducing wildfire potential through the forest health program.

As part of a data-driven approach, NAU and Vibrant Planet conducted a large-scale wildfire risk assessment for all of Northern Arizona to the Phoenix area. The analysis considers watershed and forest impacts from wildfires, including lakes, communities, infrastructure, and sensitive habitats. Watershed areas at greatest risk leverage this information to prioritize forest treatments for the forest health programs.

[5] Craigen watershed crosses three National Forests, the Coconino to the north, Apache Sitgreaves to the northeast and the Tonto to the south.

Participate in other voluntary collaboratives – SRP is part of the 4FRI program, a four forest restoration initiative to support healthier watersheds and reduce the likelihood of larger wildfires.

5. PROGRESS TRACKING

Progress is tracked by the Wildfire Mitigation team to monitor and ensure compliance related to the WMP. A Core Team of experts meets quarterly to discuss Plan progress. An executive-level Steering Committee provides guidance and oversight as needed. Any Plan modifications must receive Board approval. SRP also monitors industry practices and incorporates feedback based on technical readiness and effectiveness, informed by industry partners.

APPENDIX: ABOUT SRP

SRP provides water from a mix of surface water and groundwater stored in an extensive system of reservoirs and underground aquifers and delivers it as raw water through 131 miles of canals to cities, tribes, and irrigation customers. SRP operates seven dams and reservoirs on the Salt and Verde Rivers in central Arizona and East Clear Creek in northern Arizona, and one diversion dam on the lower Salt River. SRP stores water in these reservoirs for subsequent delivery to municipal, industrial, and agricultural water rights users. In support of this system, SRP maintains and monitors a network of stream monitoring gauges, precipitation gauges, SNOTEL (snow monitoring) sites, and microwave sites. SRP must protect these sites from wildfires while maintaining access to these facilities for water management.

Watershed Management: SRP's Watershed Management department is responsible for developing water resource management planning for reservoir and pumping operations, coordinating emergency reservoir operations, and weather forecasting supporting SRP's water and power business needs. The Watershed Measurement team provides and maintains water measurement instrumentation across 13,000 square miles of watershed, comprised of the Salt and Verde River systems and within the Valley.

Forest Health Efforts: The Water and Forest Sustainability department oversees projects that support SRP's Sustainability Goal to help thin 800,000 acres by 2035. SRP's Healthy Forest Initiative supports strategic forest thinning projects to help reduce the risk and devastating impacts of catastrophic wildfires and post-wildfire flooding and to protect the health of the watersheds that provide water to the Valley. The Water and Forest Sustainability team brings together non-profit, private, state, local, and federal partners to collaboratively fund and implement landscape-scale forest thinning projects.

Most of the Valley's water supply originates as rain and snow from 8.3 million acres of watershed lands across northern and eastern Arizona. Wildfires can scorch the soils on the forest floor, causing hydrophobic conditions that prevent snowmelt and rain from being absorbed into the ground. Post-wildfire flooding can carry ash and debris downstream into SRP's reservoirs, causing sedimentation, water quality, and supply issues. Wildfire impacts on SRP watersheds and sensitive environmental areas require mitigation to protect and sustain these critical resources.

Environmental Compliance: SRP's Biological and Cultural Resource Services staff manage nearly 3,000 acres of conservation properties across the state to offset impacts of continued dam operations on federally listed threatened and endangered species. The conservation properties are on the San Pedro, Gila, Verde, and Salt Rivers. The properties will be managed perpetually to benefit wildlife and wildlife habitats.

SRP manages, operates, and maintains numerous assets outside of the power system. Of the nine properties SRP manages to ensure continued dam operations, two properties have contract employees living onsite, and two are operated by contractors residing nearby. Additionally, several SRP conservation properties are adjacent to other conservation properties. The adjacent conservation properties are managed by entities including the Bureau of Reclamation, the Arizona Game and Fish Department, The Nature Conservancy, and Arizona State Parks.

RESOLUTION OF THE BOARD OF DIRECTORS OF THE SALT RIVER PROJECT AGRICULTURAL IMPROVEMENT AND POWER DISTRICT APPROVING THE WILDFIRE MITIGATION PLAN.

WHEREAS, Management of the Salt River Project Agricultural Improvement and Power District has presented a Wildfire Mitigation Plan (the "Plan") to the Board of Directors (the "Board") for its consideration.

NOW, THEREFORE, BE IT RESOLVED BY THE BOARD OF DIRECTORS OF THE SALT RIVER PROJECT AGRICULTURAL IMPROVEMENT AND POWER DISTRICT AS FOLLOWS:

SECTION 1. Having reviewed and considered the Plan as prepared and submitted by Management, in accordance with Arizona Revised Statutes § 30-903, the Board hereby approves the Plan as submitted and finds and determines that it: (1) complies with Arizona Revised Statutes Title 30, Chapter 7 (Wildfire Mitigation Planning) and all applicable rules and regulations; (2) is reasonable; and (3) is in the public interest.

SECTION 2. The Board hereby authorizes Management to submit the Plan to the State Forester for review and approval in accordance with A.R.S. § 37-1311.

Update on Recovery Level of Fuel and Purchased Power Adjustment Mechanism

John Tucker | 03/02/2026

Fuel & Purchased Power Adjustment Mechanism (FPPAM) Overview

Mechanism allows SRP to adapt to moving fuel and purchased power expenses and adjust the FPPAM price outside of a formal pricing process

- FPPAM revenues, expenses, cumulative balance, and projected fiscal year end balance are reported to the Board on a monthly basis
- Management may recommend adjustments to the FPPAM prices twice per year (May and November)
- If the cumulative FPPAM balance exceeds a deadband of $50M (positive or negative), management may recommend a change to the FPPAM price, no more often than quarterly
- In evaluating/approving adjustments, consideration may be given to fuel and purchased power projections for a period not exceeding 24 months
- FPPAM price adjustments require Board approval

FPPAM Balance Mechanics

Balanced

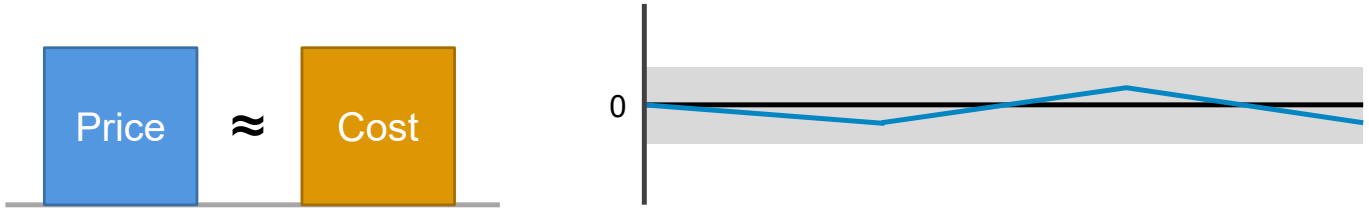

Deficit

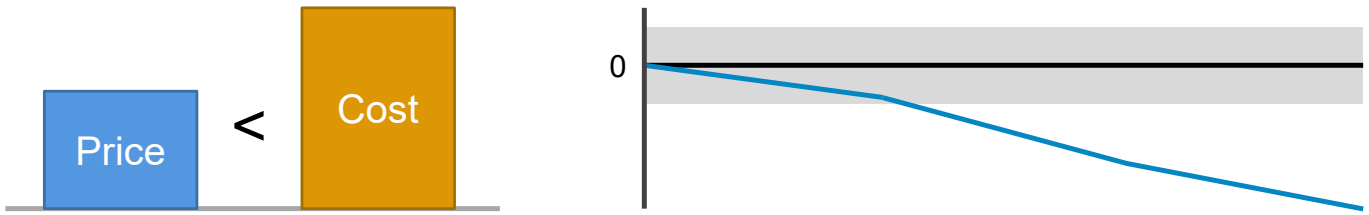

Surplus

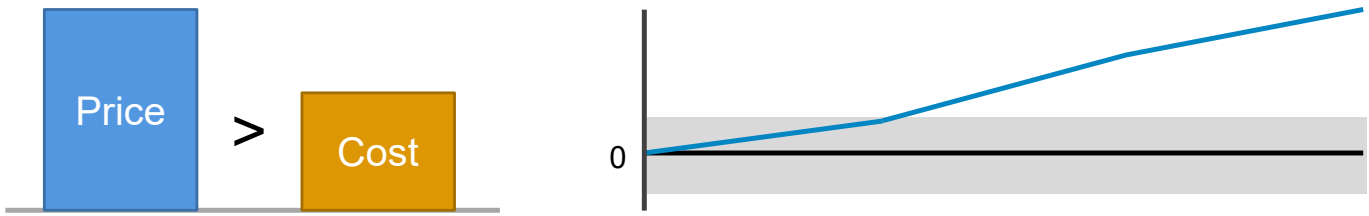

FY26 FPPAM Balance through January 2026

FY26 projected FPPAM balance $82M higher than planned largely due to:

- Higher retail sales
- Lower natural gas costs
- Lower-cost market purchases

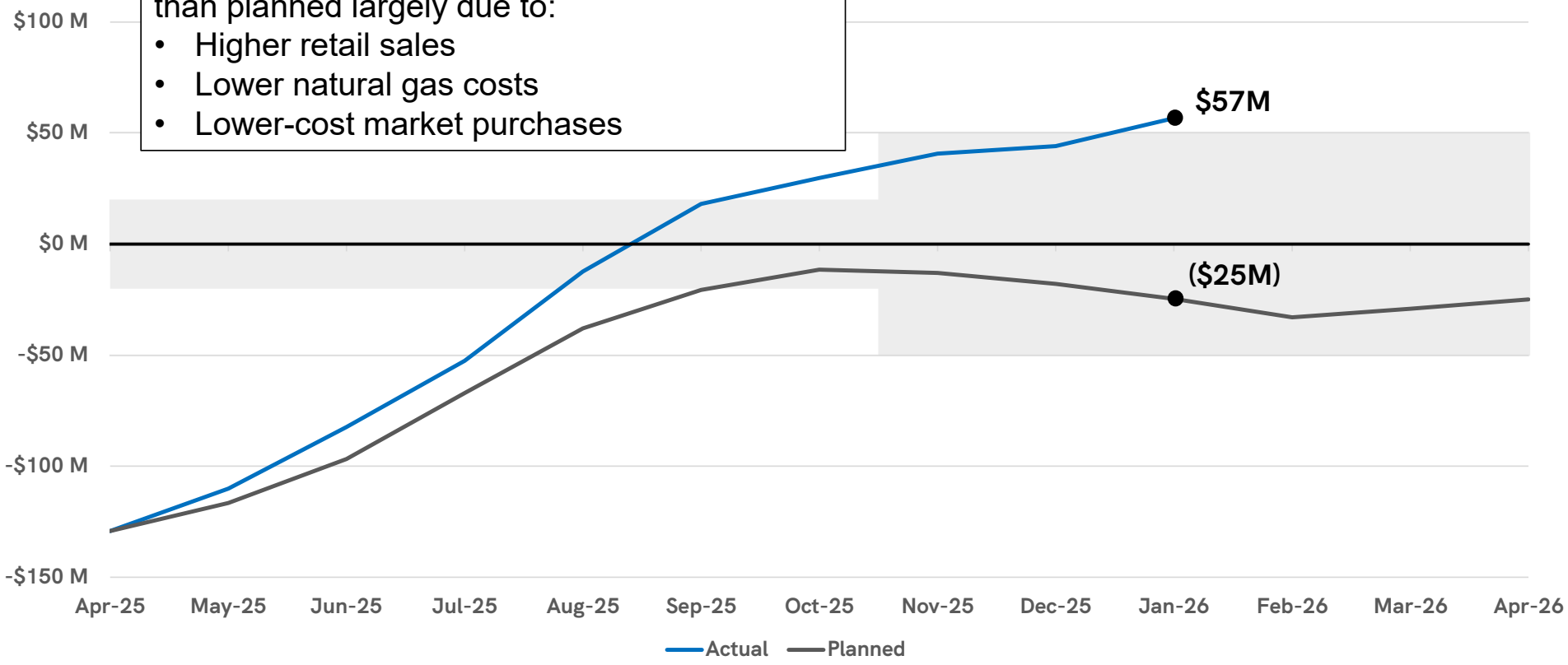

FPPAM Projected Balance through FY27

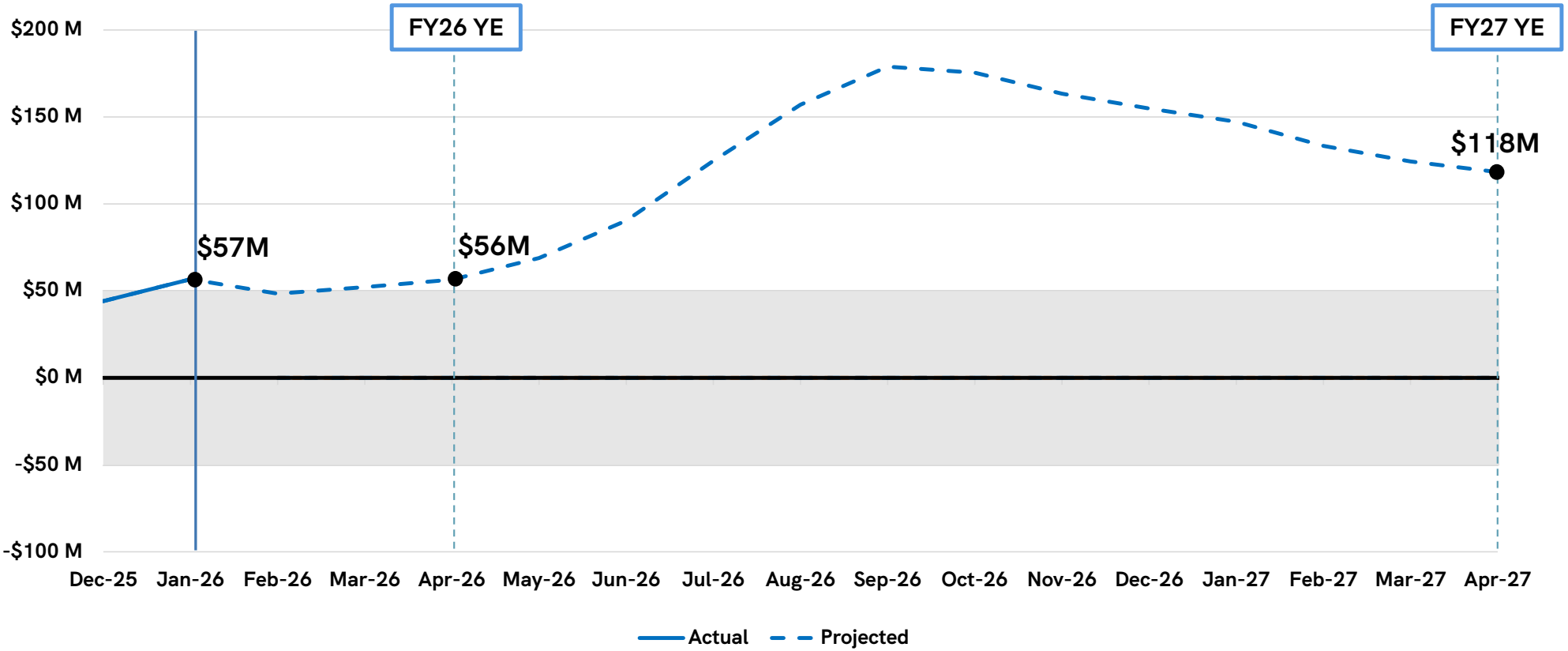

Summary

- FPPAM projected year-end balance: $56M
- FY26 projected FPPAM balance variance: $82M
  - Higher retail sales
  - Lower natural gas costs
  - Lower-cost market purchases
- Management expects to return with a proposal for a 3% temporary summer price decrease at the March Finance and Budget Committee meeting
  - Temporary summer price decrease would be effective with the May 2026 billing cycle through the October 2026 billing cycle

Economic Outlook

District and Association Board Meeting

George Hammond and Paul Bachman | March 2, 2026

Key Topics

- **Phoenix Metro job growth has significantly slowed**
  - Driven by sharply lower hiring and modestly elevated layoffs
  - Private education and health care still driving gains
- **Phoenix Metro shelter inflation remains well below the U.S.**
  - Which is keeping Phoenix all-items inflation low
- **Phoenix Metro housing cost burdens remain elevated**
  - And housing permit activity is down so far this year
- **The baseline forecast calls for modest improvement in growth next year**
  - But recession risks remain a concern, with elevated federal government policy uncertainty, elevated tariffs, reduced international migration, and elevated deportations

Phoenix Metro Nonfarm Jobs

Seasonally Adjusted

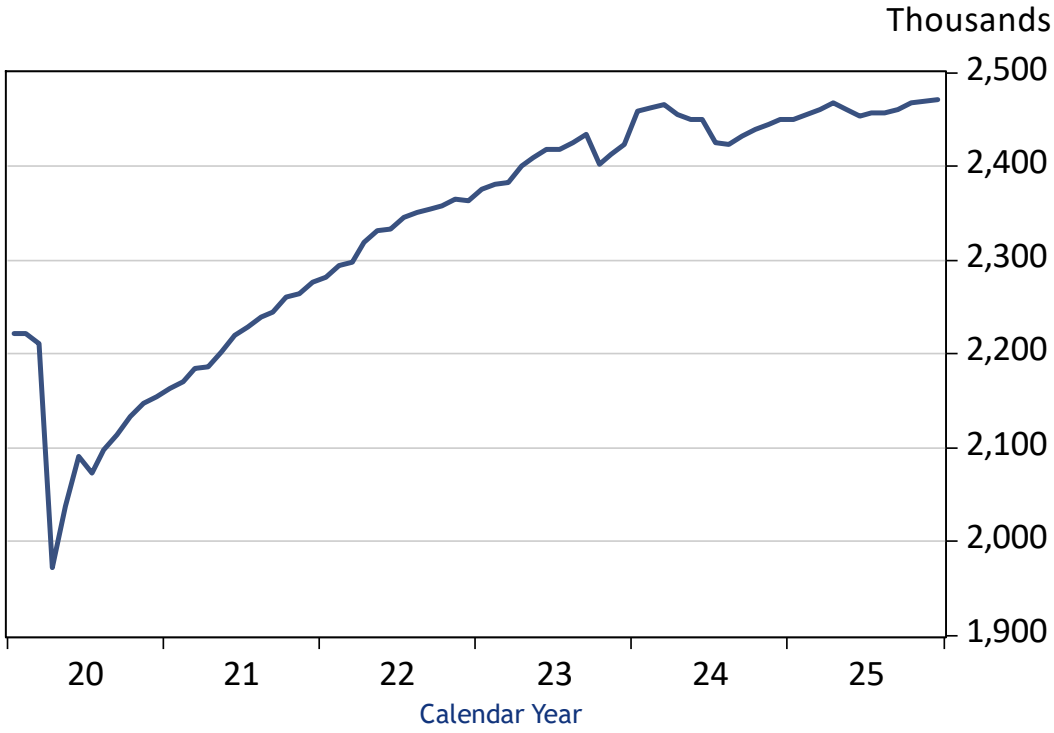

Phoenix Metro Job Growth by Industry

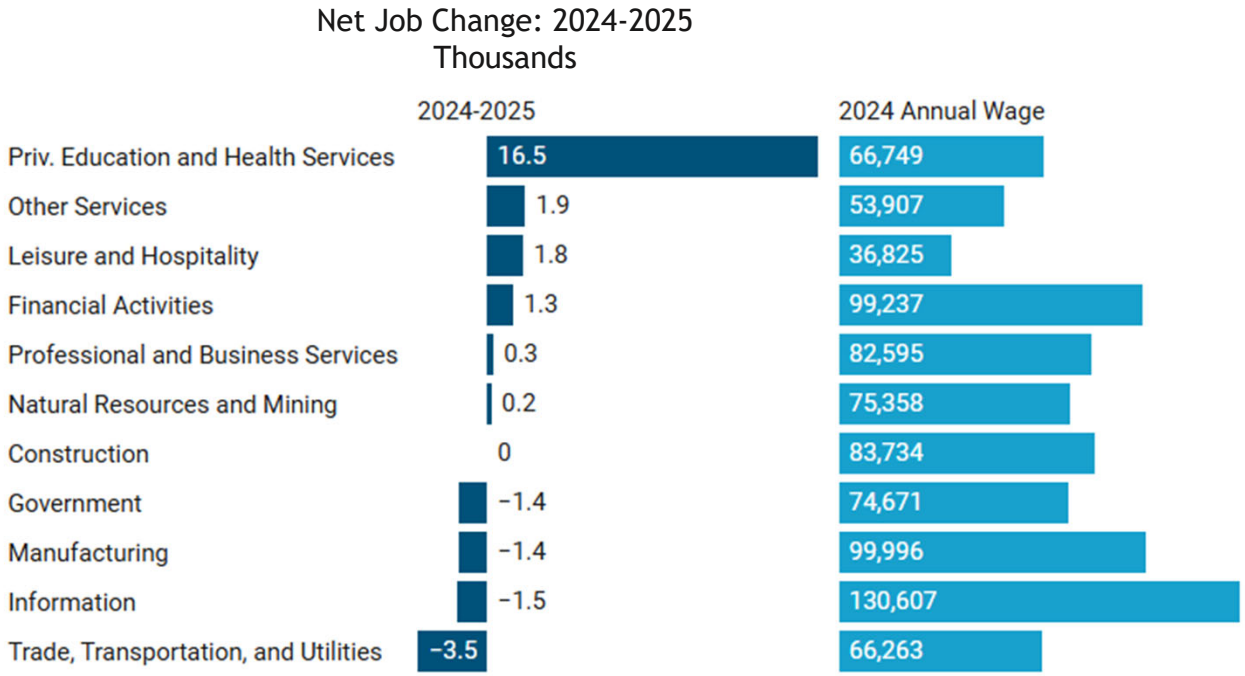

Total Nonfarm Jobs	Percent Change
2024-2025 Annual Average	
Phoenix Metro	0.6%
U.S.	0.5%

Selected Labor Market Outflows

Seasonally Adjusted

Unemployment Rate	December 2025
Arizona	4.3%
U.S.	4.4%

Arizona's Unemployment Rate and Initial Claims for Unemployment Insurance

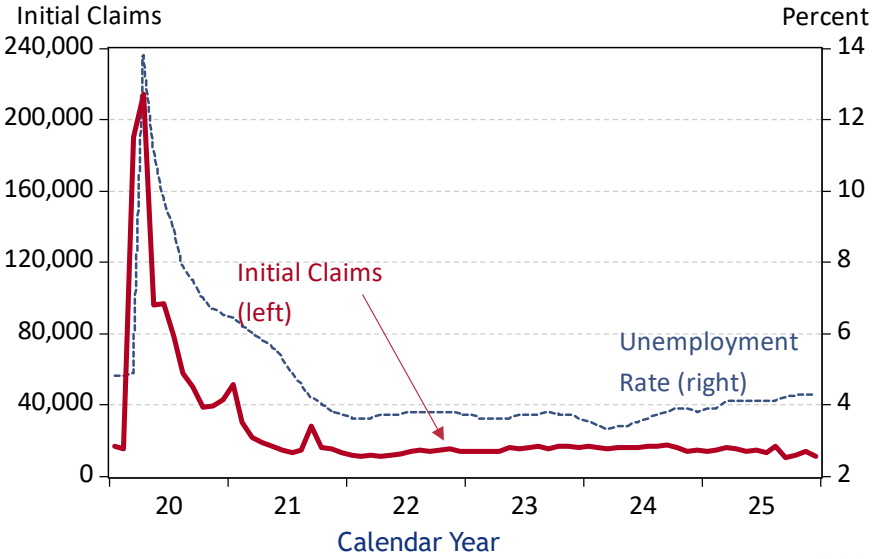

Arizona's Initial Claims for Unemployment Insurance and Layoffs (JOLTS)

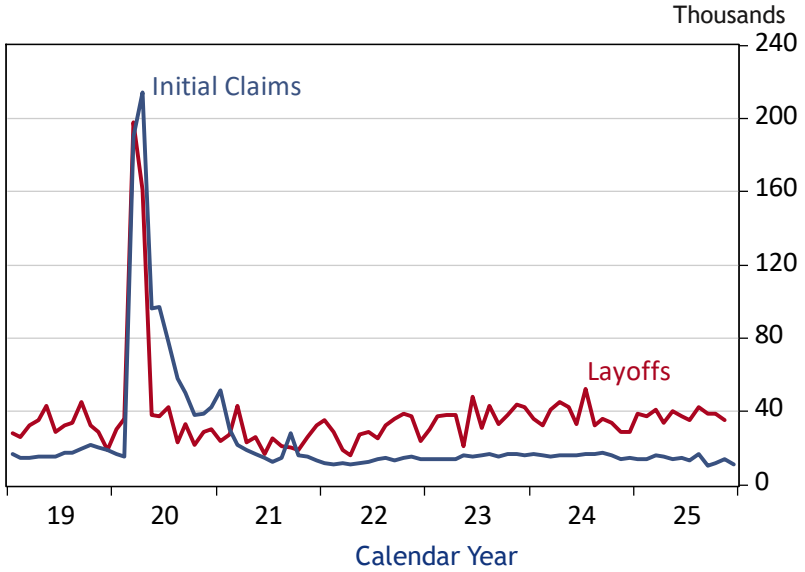

Arizona Quit and Hire Rates

Seasonally Adjusted, Twelve-Month Moving Average

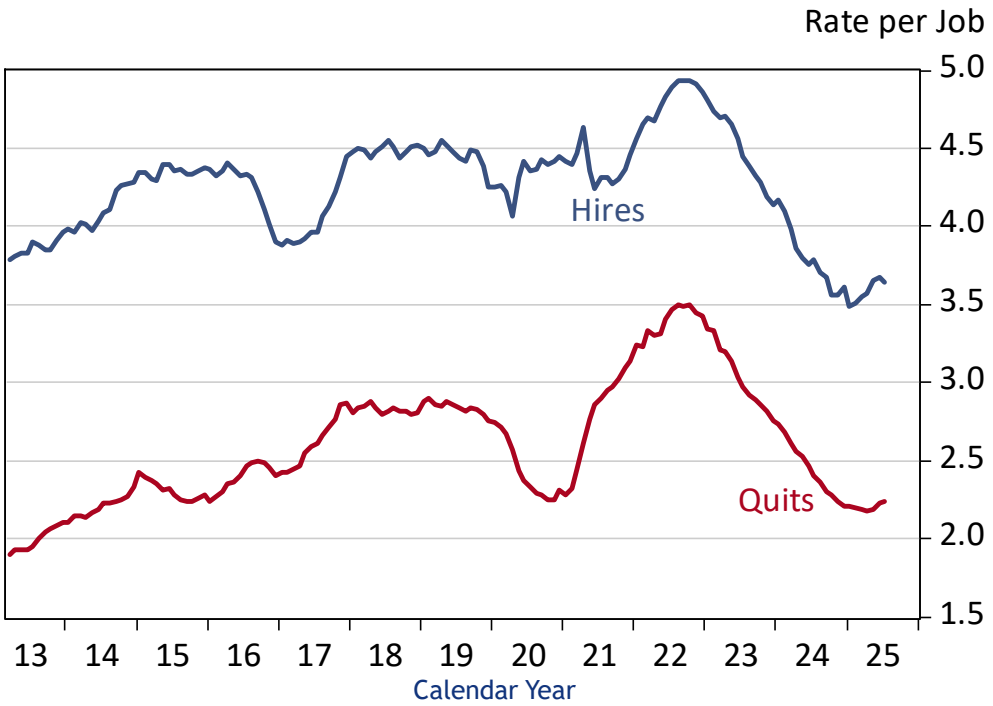

Impact of AI by Occupational Group

Brookings, October 2025

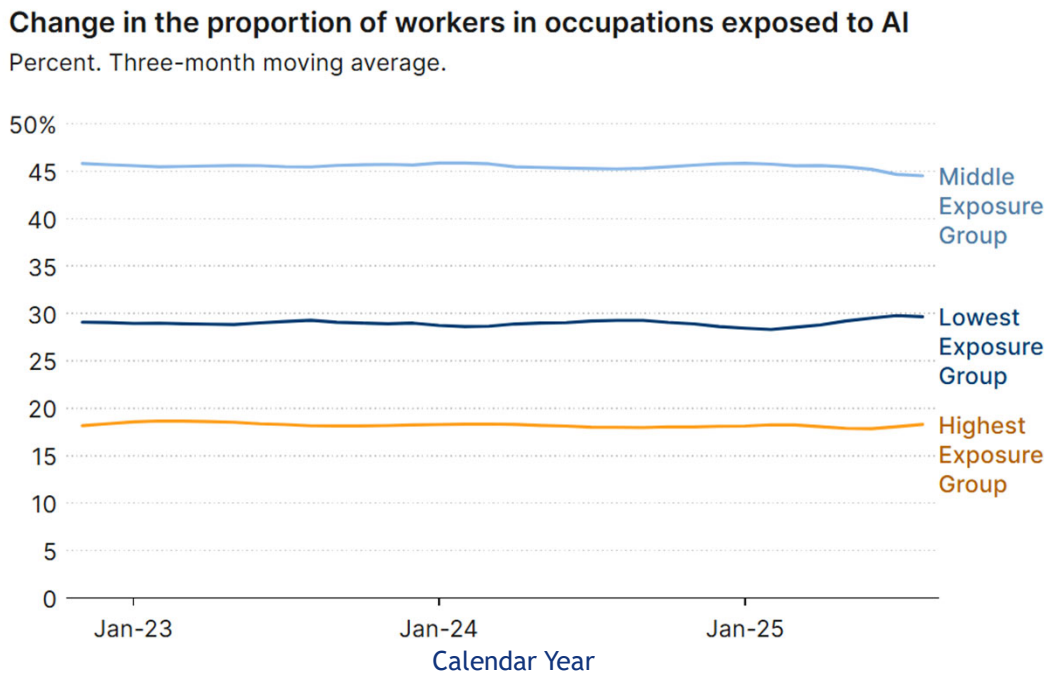

https://www.brookings.edu/articles/new-data-show-no-ai-jobs-apocalypse-for-now/

Jobs that are highly "exposed" to generative AI technologies have the highest percentage of tasks that ChatGPT can be used to save significant time.

Phoenix Metro Inflation Is Below the U.S.

CPIU, Over the Year

All Items

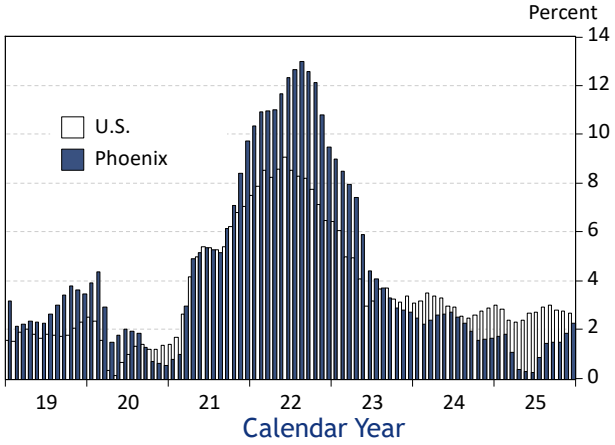

	December 2025
Phoenix Metro	2.2%
U.S.	2.7%

Commodities

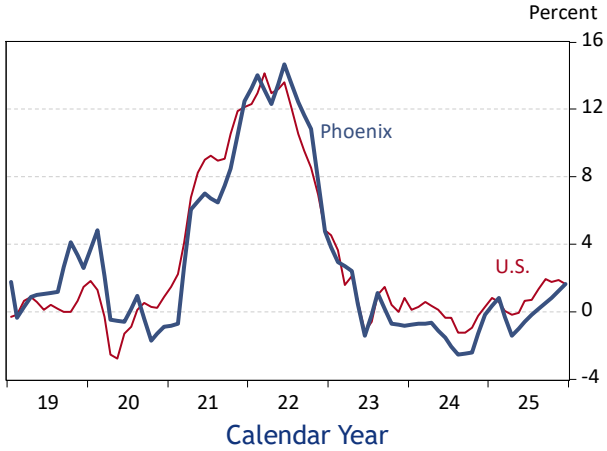

	December 2025
Phoenix Metro	1.6%
U.S.	1.7%

Services

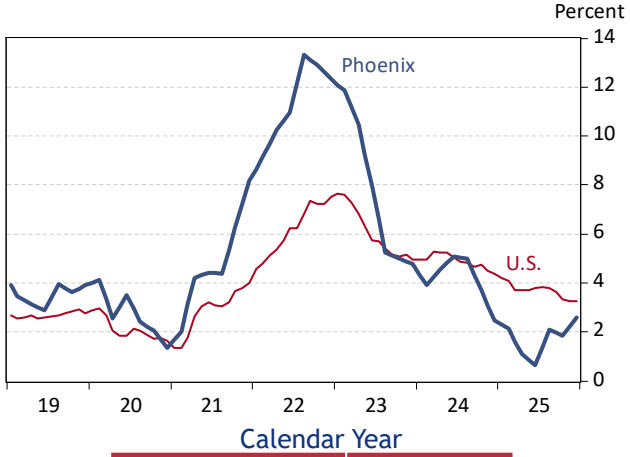

	December 2025
Phoenix Metro	2.6%
U.S.	3.3%

Phoenix Metro and U.S. Shelter Inflation

Consumer Price Index, Over-the-Year Growth, Percent

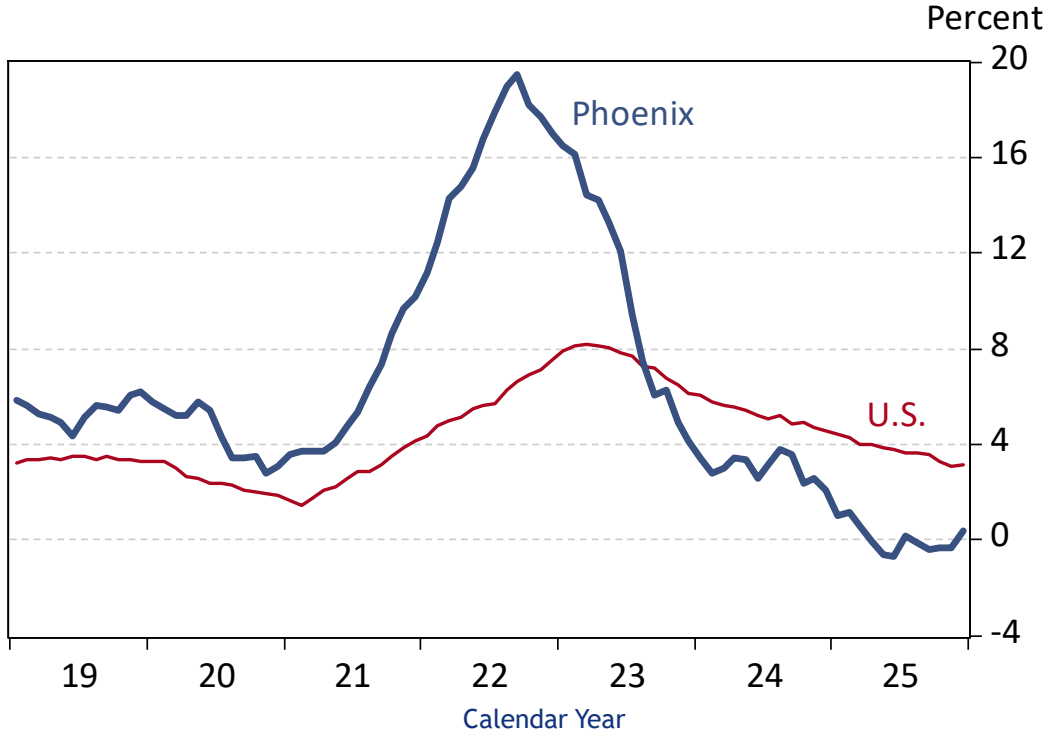

Housing Cost Burden

Federal Reserve Bank of Atlanta, Through November 2025, Percent

Percent of local median household income needed for a *mortgage, based on median sale price.

*Considers monthly principal and interest cost, current mortgage interest rates, and costs associated with taxes, property insurance, and private mortgage insurance.

Housing Cost Burden

Federal Reserve Bank of Atlanta, November 2025, Percent of Median Household Income

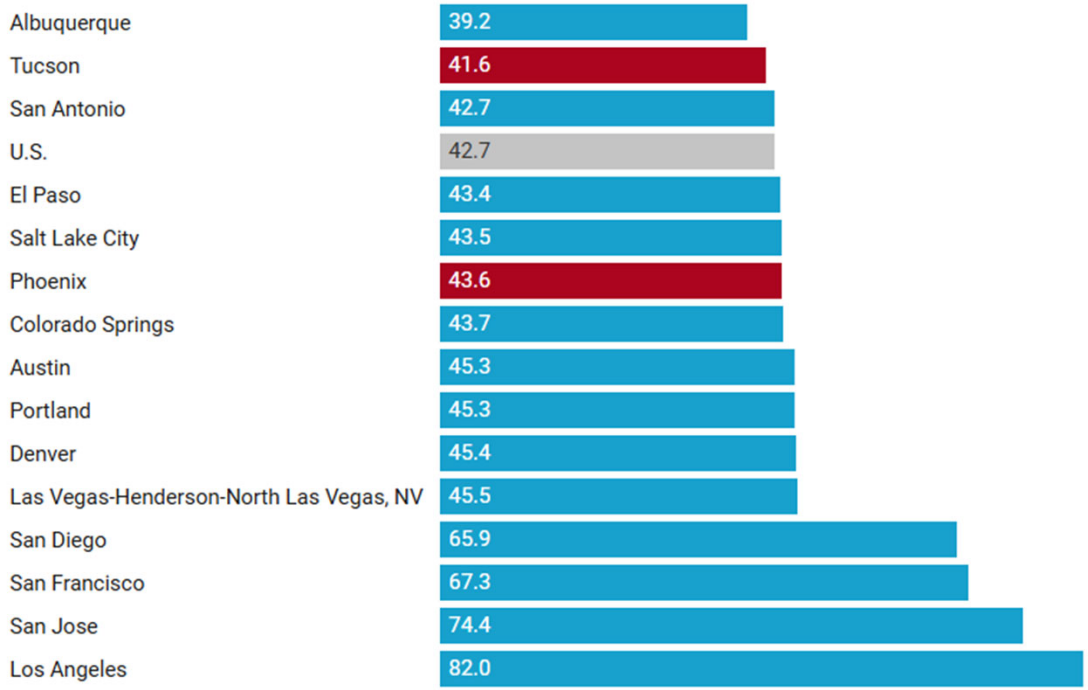

Phoenix Metro Housing Permits

Seasonally Adjusted, Annual Rates

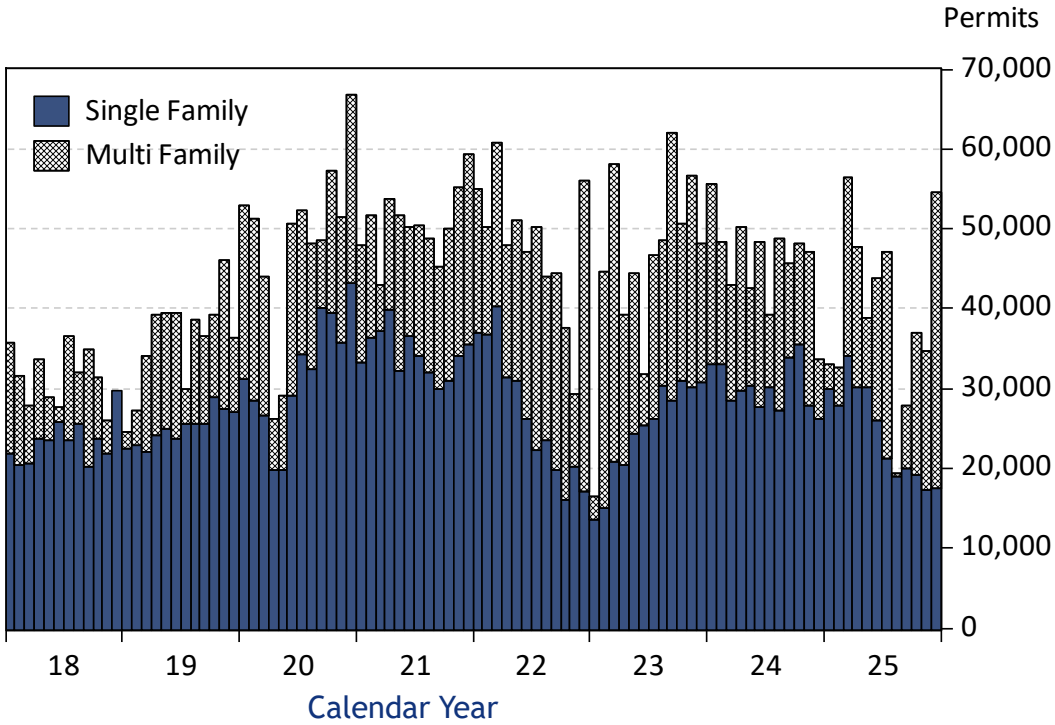

	Percent Change 2024-2025
Total	-14.1%
Single Family	-19.5%
Multi Family	-3.8%

A Huge Increase in Economic Policy Uncertainty

Baker, Bloom, Davis (2012)

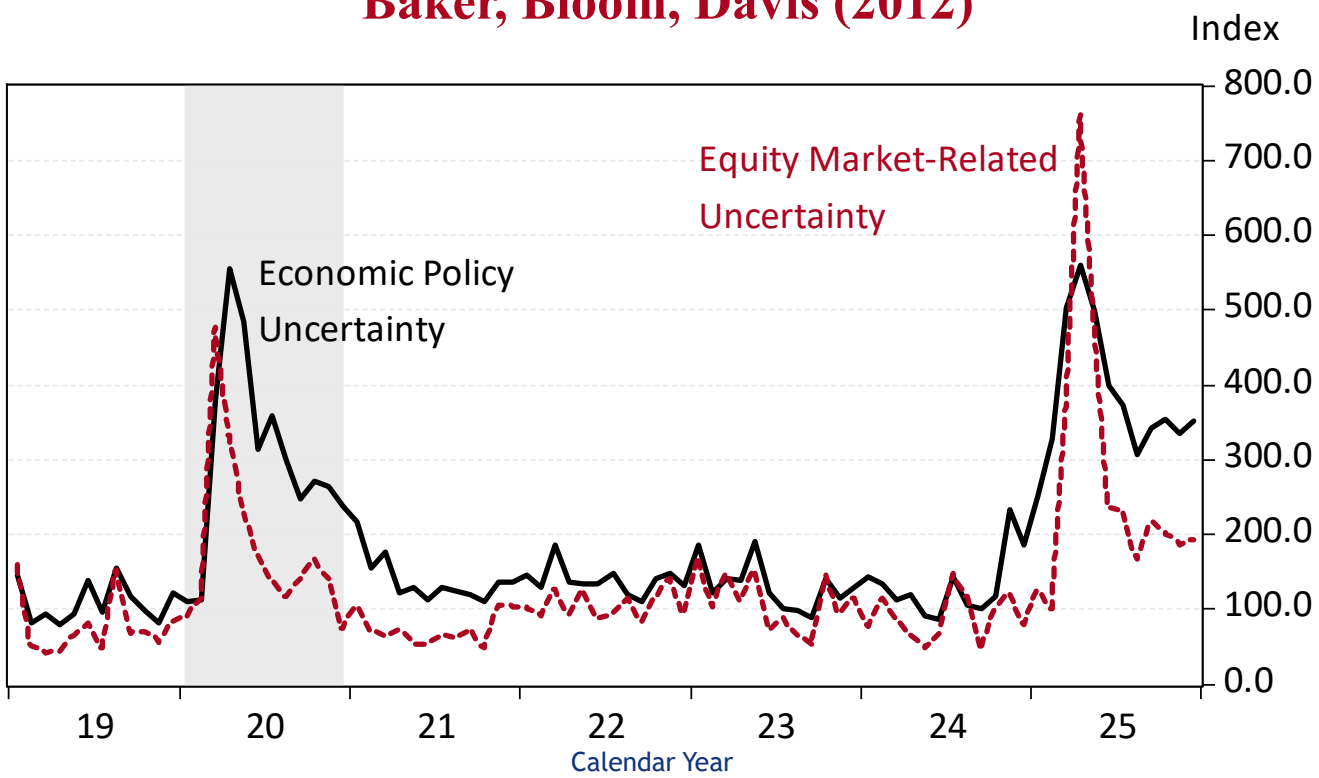

A Huge Increase in Tariffs

U.S. Average Effective Tariff Rate

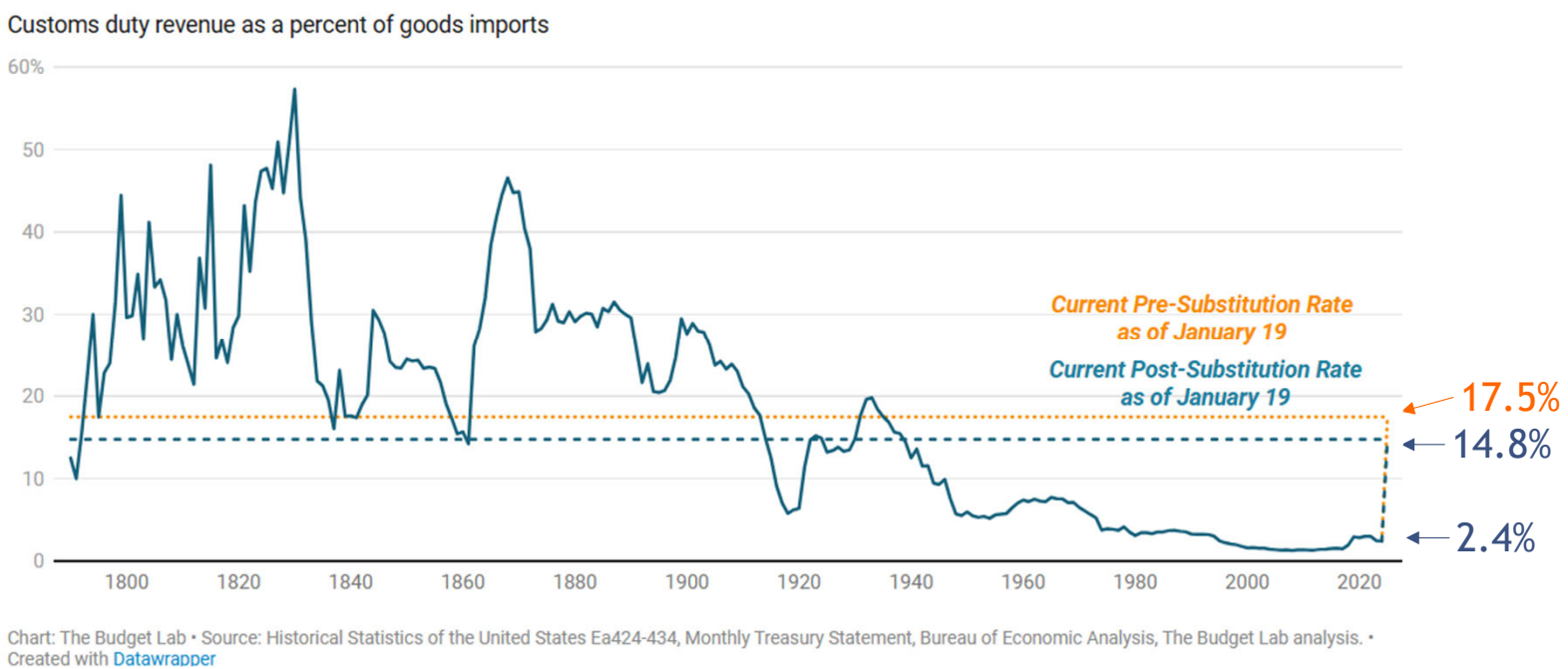

Phoenix Metro and U.S. Job Growth

Annual Growth Rates

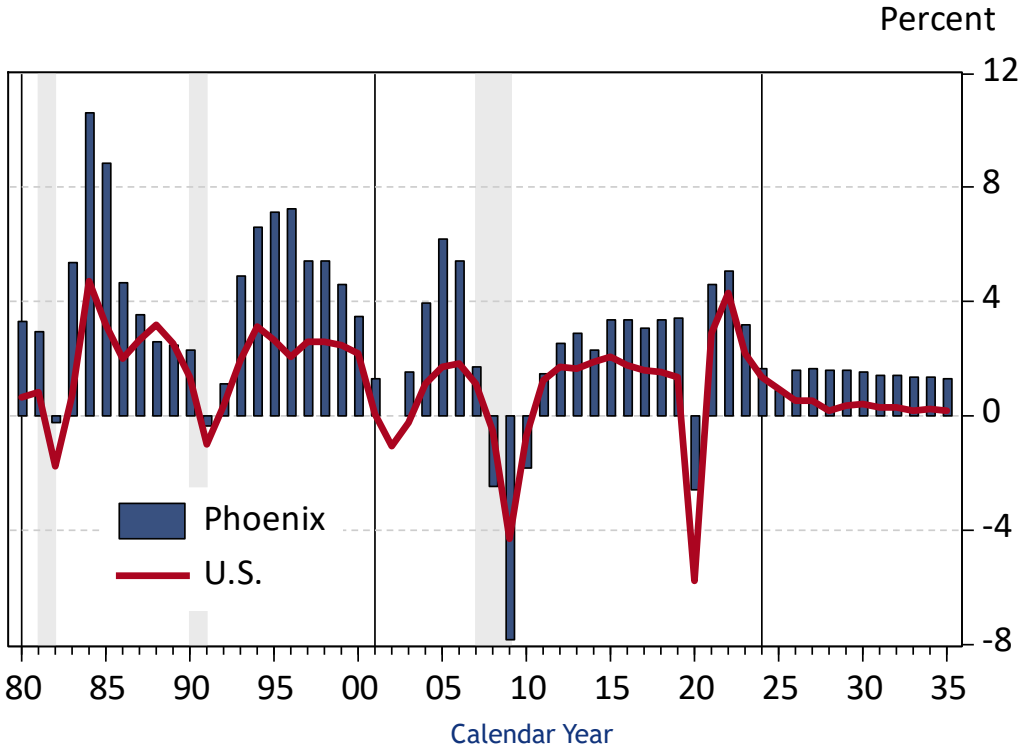

Phoenix Metro Net Migration and Natural Increase

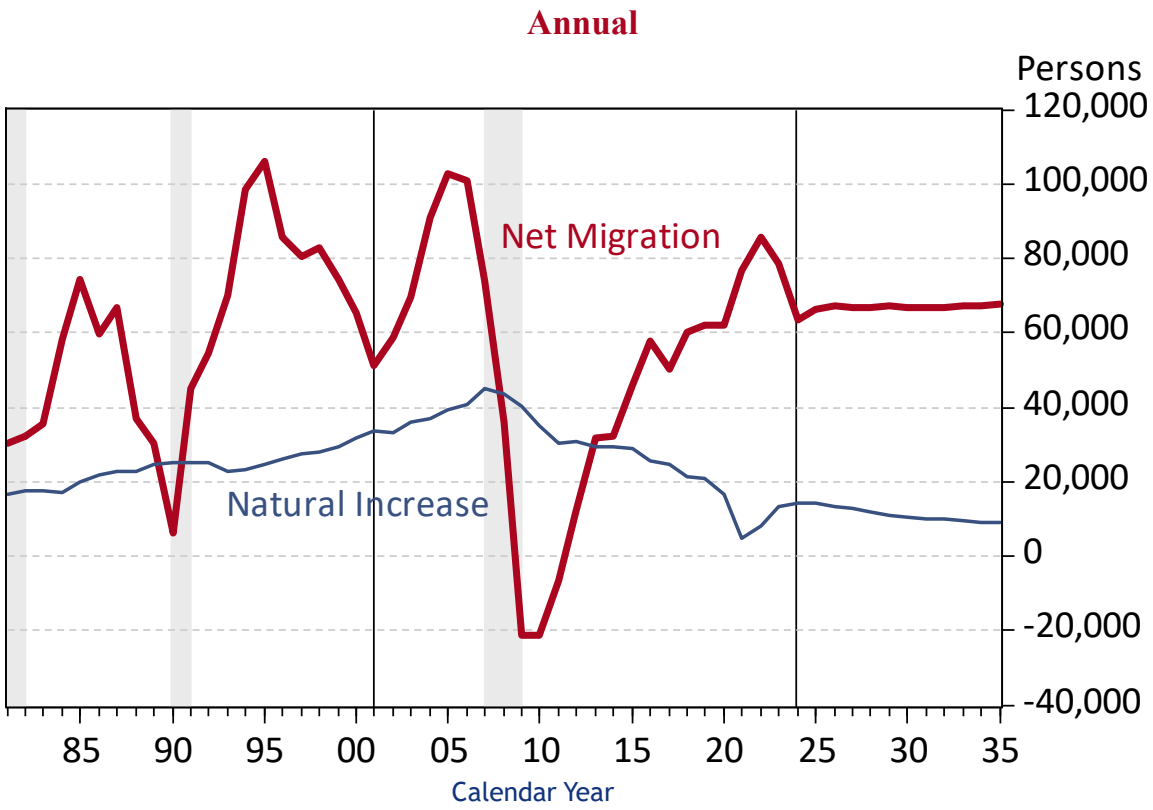

Main Takeaways

- **Phoenix is generating unusually slow job growth**
  - Hiring is down and layoffs are modestly elevated
  - Federal economic policy uncertainty seems to be the cause, not AI
- **Shelter inflation has significantly slowed in the Phoenix**
  - And that has brought overall inflation below the national average
- **Housing cost burdens have improved modestly**
  - But remain very much elevated
- **The outlook calls for a small acceleration in growth next year**
  - But important risks remain, mostly originating from federal policy initiatives

Visit the award-winning

Arizona's Economy

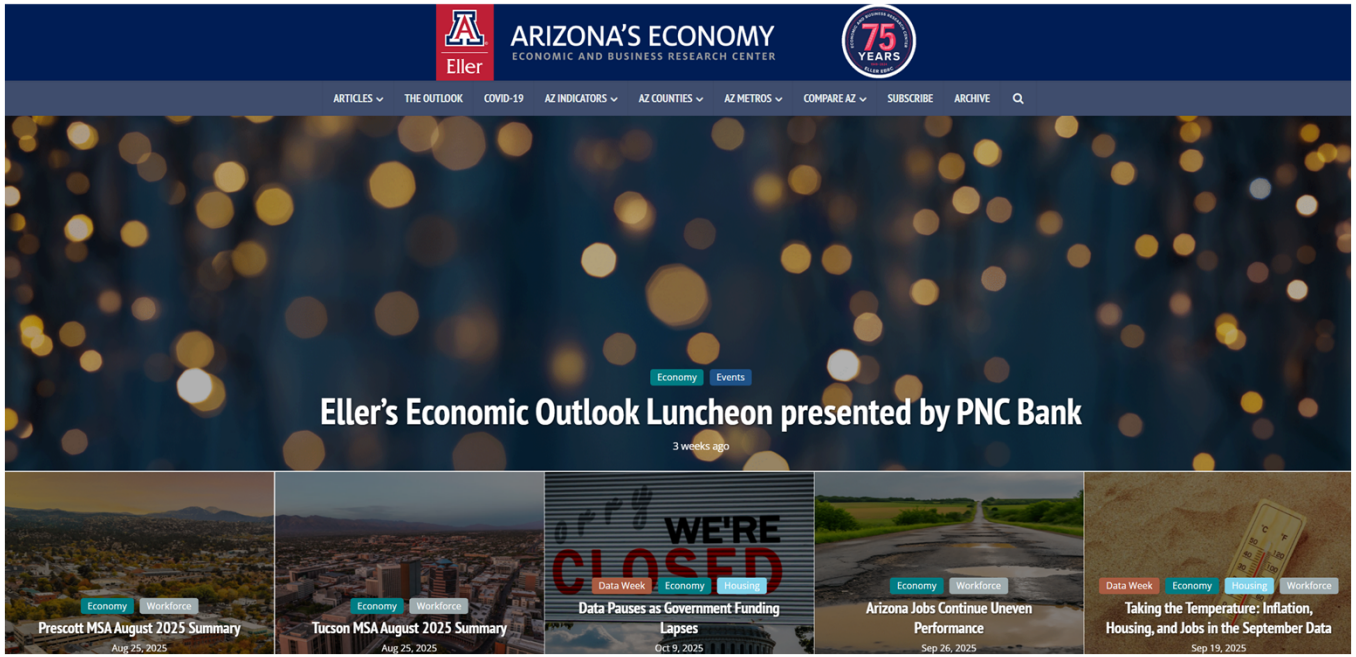

azeconomy.org

SRP's Robust Economic Development Pipeline

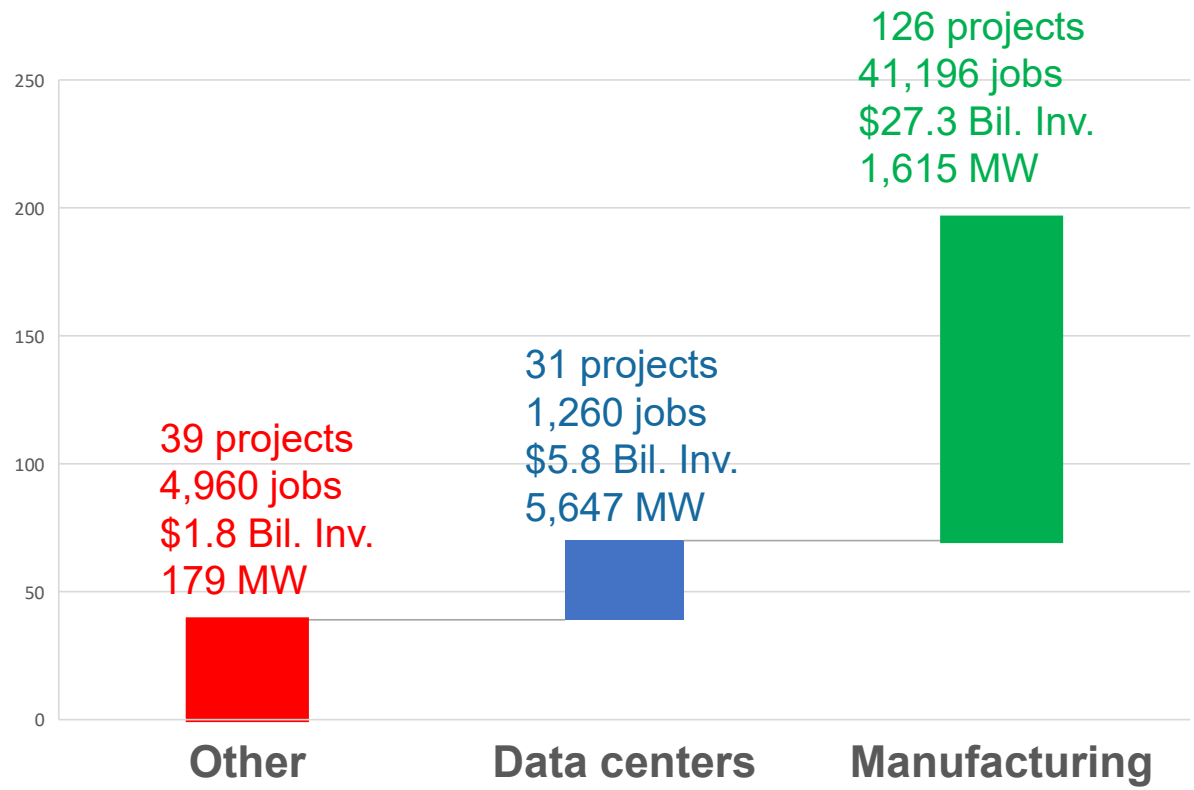

Pipeline Total Potential

- Jobs: 47,416
- Investment: $35 billion
- SRP Base Forecast includes 5.9 GW of Large Business Customer load by FY35.

Note: Economic development pipeline represents prospective projects in SRP's service territory

Announced Business Activity

Employer	# of Jobs	City	Service Area	Industry
Phoenix Union SD	(168)	Phoenix	SRP/APS	Public Education
DoubleTree Hotels	(114)	Tempe	SRP	Hospitality
Avelo Airlines	(97)	Mesa	SRP	Travel
ERMCO	500	Wadell	APS	Manufacturing
Kestra Holdings	250	Tempe	SRP	Finance
Hims and Hers	247	Mesa	SRP	Healthcare

Economic Outlook and SRP

- Easing housing affordability will help our residential customer class, particularly those with lower incomes
- SRP's economic development pipeline remains robust, with the volume of manufacturing projects holding steady and prospective data centers decreasing
- Federal policy uncertainty risk could derail the national and local economies that have been resilient thus far

thank you!

Board Report – Current Events

Board Meeting

March 2, 2026

Current Events

Jim Pratt

Power System Update – Current Events

Bobby Olsen

OPERATIONAL UPDATES - FEBRUARY

February Peak Demand

4020 MW

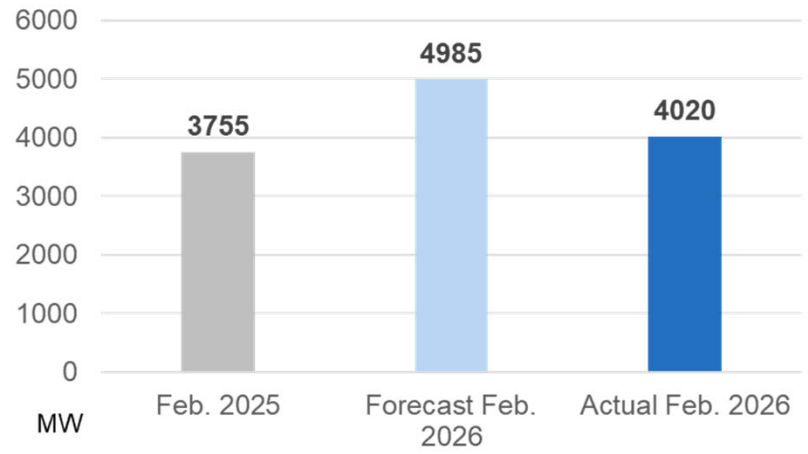

- Occurred on February 23rd with 78° temperature
- 965 MW lower than forecasted peak
- 265 MW higher than last year's February peak

Financial Update

Brian Koch

Financial Summary Through January 2026

Green text means better than budget/plan; red text means worse than budget/plan

Combined Net Revenue

January	Year-To-Date
($39M) *$15M*	**$571M** *$178M*

Debt Service Coverage Ratio & Debt Ratio

Year-To-Date DSCR	Year-End* Debt Ratio
4.37 *0.42*	**46.9%** *1.0* **Projected year-end Debt Ratio*

Liquidity (General Fund)

January	Year-End Forecast
65 Days Cash **$1,251M** *$215M*	*38 Days Cash* **$734M** *$109M*

FPPAM Collection Balance

January	Year-End Forecast
$57M *$82M*	**$56M** *$82M*

Key Dates

Upcoming board & council dates in late March to respond to questions and seek approvals

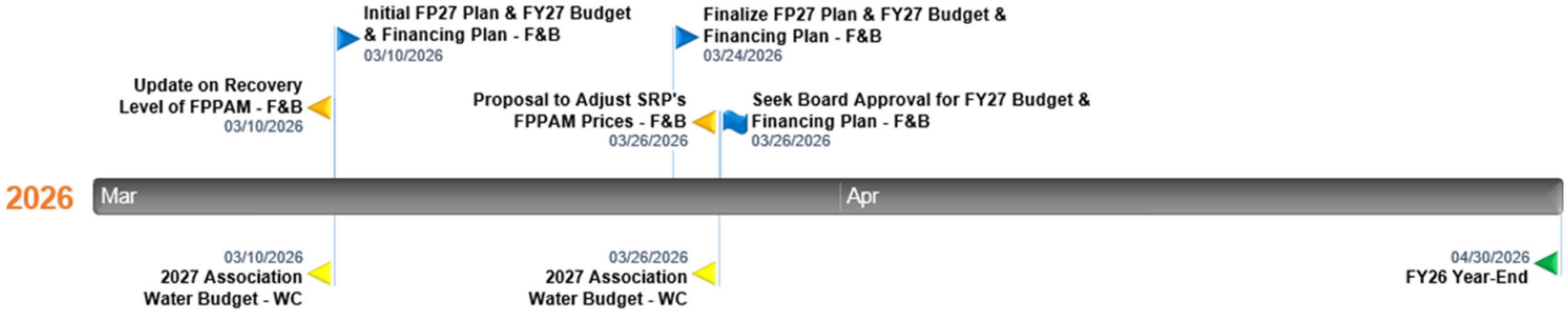

Water Stewardship

Leslie Meyers

Water Conservation

2026 SRP WATER CONSERVATION EXPO™ 19th Annual | Feb. 28 at PERA

- **Internal and external exhibitors**
  - Municipalities, ASU, ADWR, CAP, Phoenix Zoo, Children's Museum of Phoenix, AZ Science Center, Liberty Wildlife and more
- **Discounts on smart irrigation controllers, spray heads and nozzles**
- **Classes on Controllers, Irrigation 101 and Sustainable Landscaping in the Sonoran Desert**

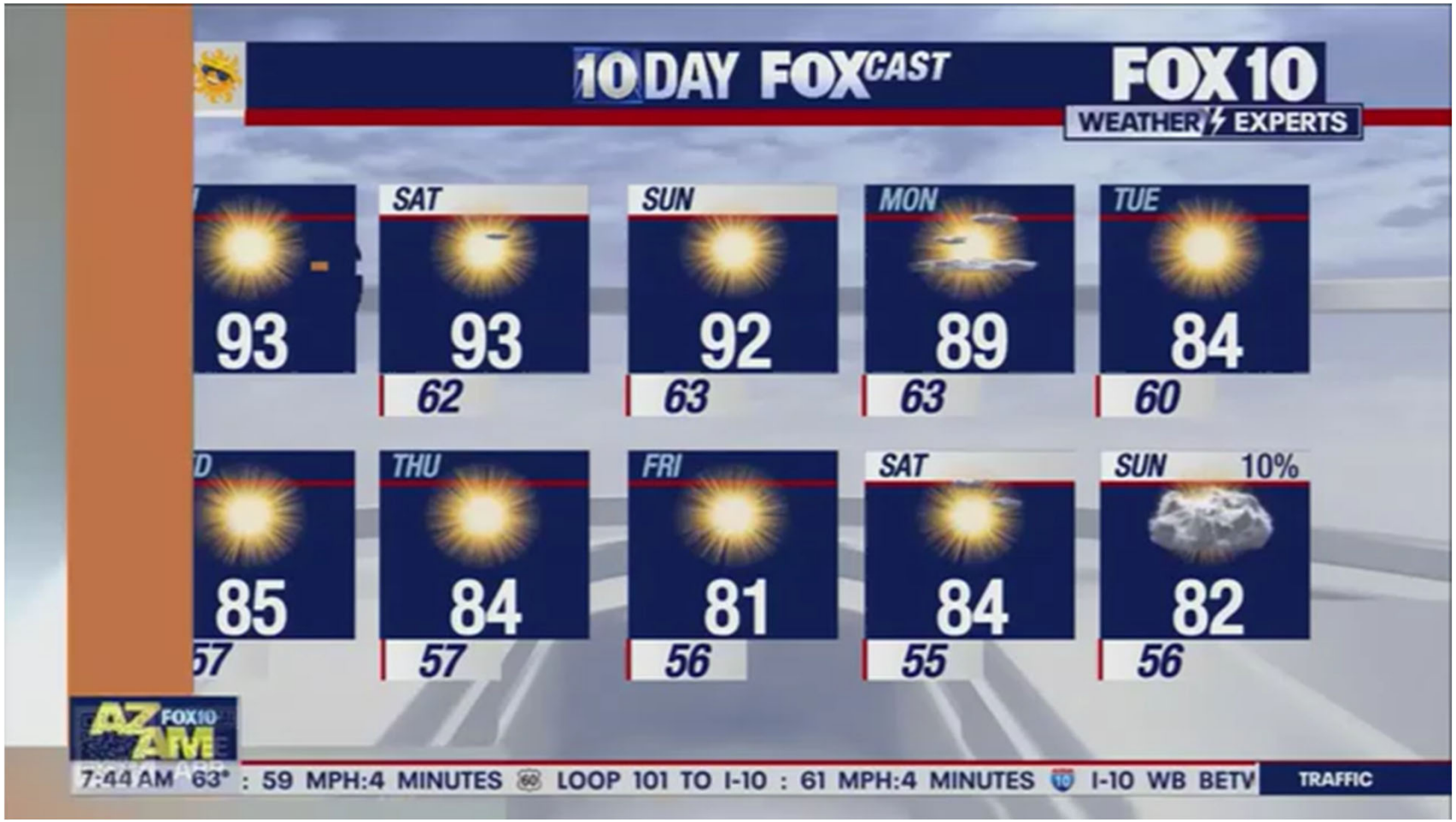
10 DAY FOXCAST
FOX10
WEATHER EXPERTS
93
SAT
93
62
SUN
92
63
MON
89
63
TUE
84
60
85
57
THU
84
57
FRI
81
56
SAT
84
55
SUN
10%
82
56
AZ AM FOX10
7:44 AM 63° : 59 MPH:4 MINUTES LOOP 101 TO I-10 : 61 MPH:4 MINUTES I-10 WB BETV
TRAFFIC

FY26 Water Conservation Program Highlights

- Distributed 3,100+ free water-saving device kits to communities
- Launched the Community Irrigation Revitalization Initiative
- Municipal rebate matches grass to low-water-use landscaping conversions
- Partnered with the Phoenix Zoo to save 20M+ gallons of water through submetering and irrigation upgrades

thank you!

Operating Environment – January 2026

	Actual	Budget	Variance	% Budget
Elec Customer Accounts - January 2026	1,200,358	1,204,061	(3,703)	100%
Elec Customer Accounts - April 2025	1,183,164			
Elec Customer Accounts - January 2025	1,183,927			
System Sales GWH	2,403.3	2,611.9	(208.6)	92%
Wholesale Sales GWH	583.4	658.5	(75.0)	89%
Total A.F. Water Delivered	38,140	31,000	7,140	123%

(Non-GAAP, Unaudited)

Financial Summary – January 2026

$ Millions	Actual	Budget	Variance	% Budget
Comb Net Revs (Loss)	$ (39.5)	$ (54.5)	$ 15.0	72%
Funds Available	$ 32.2	$ (11.8)	$ 44.0	373%
Capital Expenditures	$ 120.9	$ 141.2	$ (20.3)	86%

(Non-GAAP, Unaudited)

Combined Net Revenues

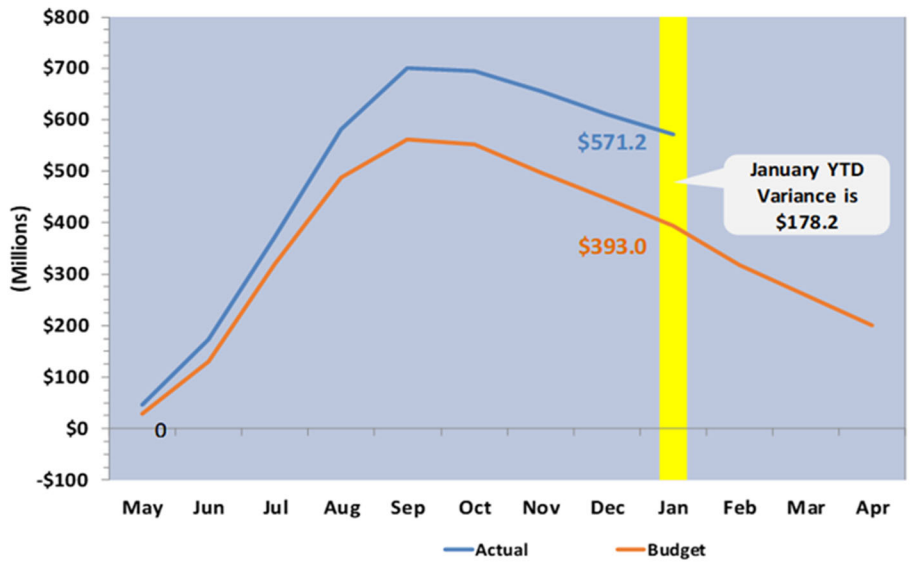

Fuel & Purchased Power Adjustment Mechanism (FPPAM) – January 2026

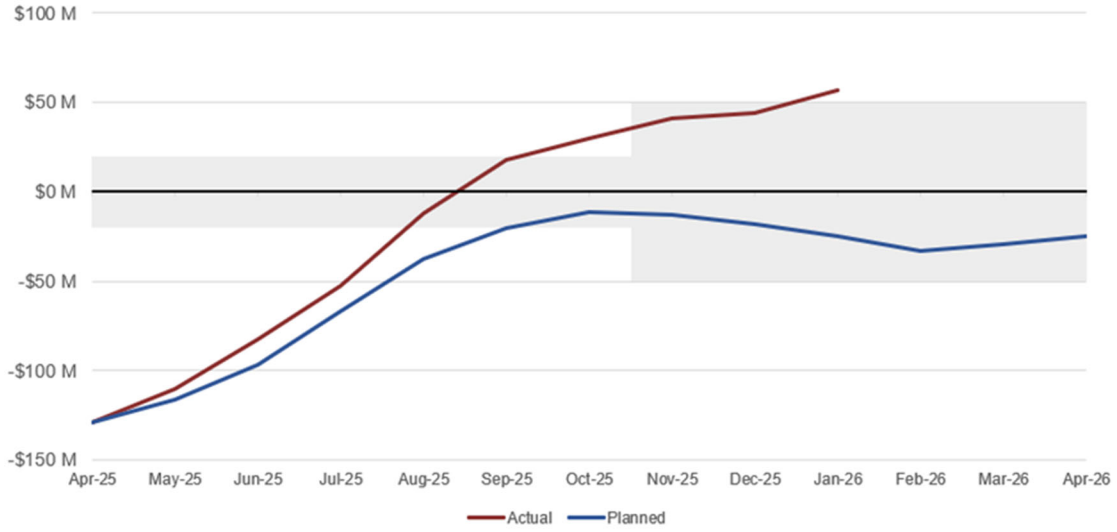

Debt Ratio – Year End Actuals and Projection

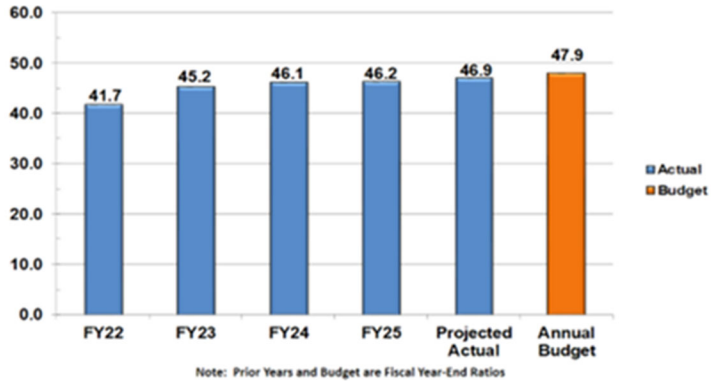

Debt Service Coverage Ratio – YTD Through January

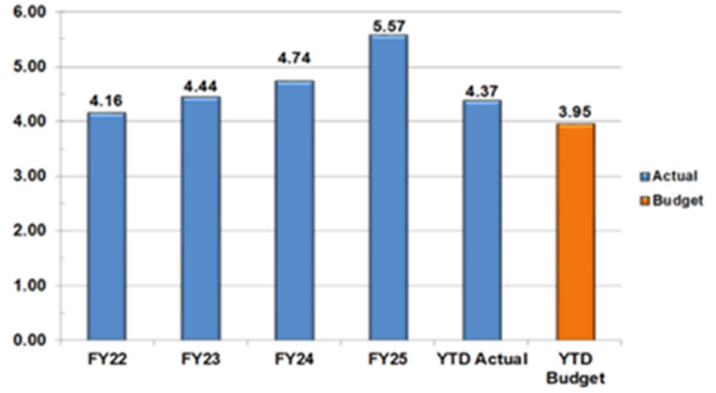

Preliminary Retail Sales (GWh) Estimate Through February 2026

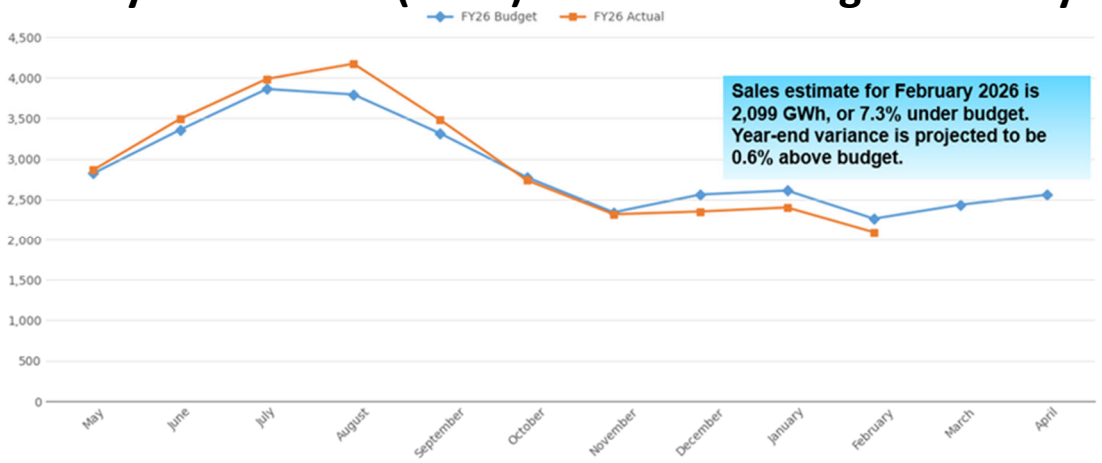

Financial Definitions for Dashboard

Combined Net Revenue	Debt Service Coverage Ratio & Debt Ratio
• SRP's "bottom line" • Comparable to Net Income • "Combines" SRP's electric and water income statements	• DSCR = ratio of net cash inflows vs. annual interest & principal payments • Debt Ratio = percentage of long-life assets paid for with debt

Liquidity (General Fund)	FPPAM Collection Balance
• SRP's checking account • Days Cash = number of days that SRP can continue to pay its cash expenses without any cash inflow	• Fuel & Purchased Power Adjustment Mechanism • Recovers the appropriate fuel & purchased costs over time (no more, no less)

Water Supply and Weather Report

March Board Meeting

March 2, 2026

James Walter

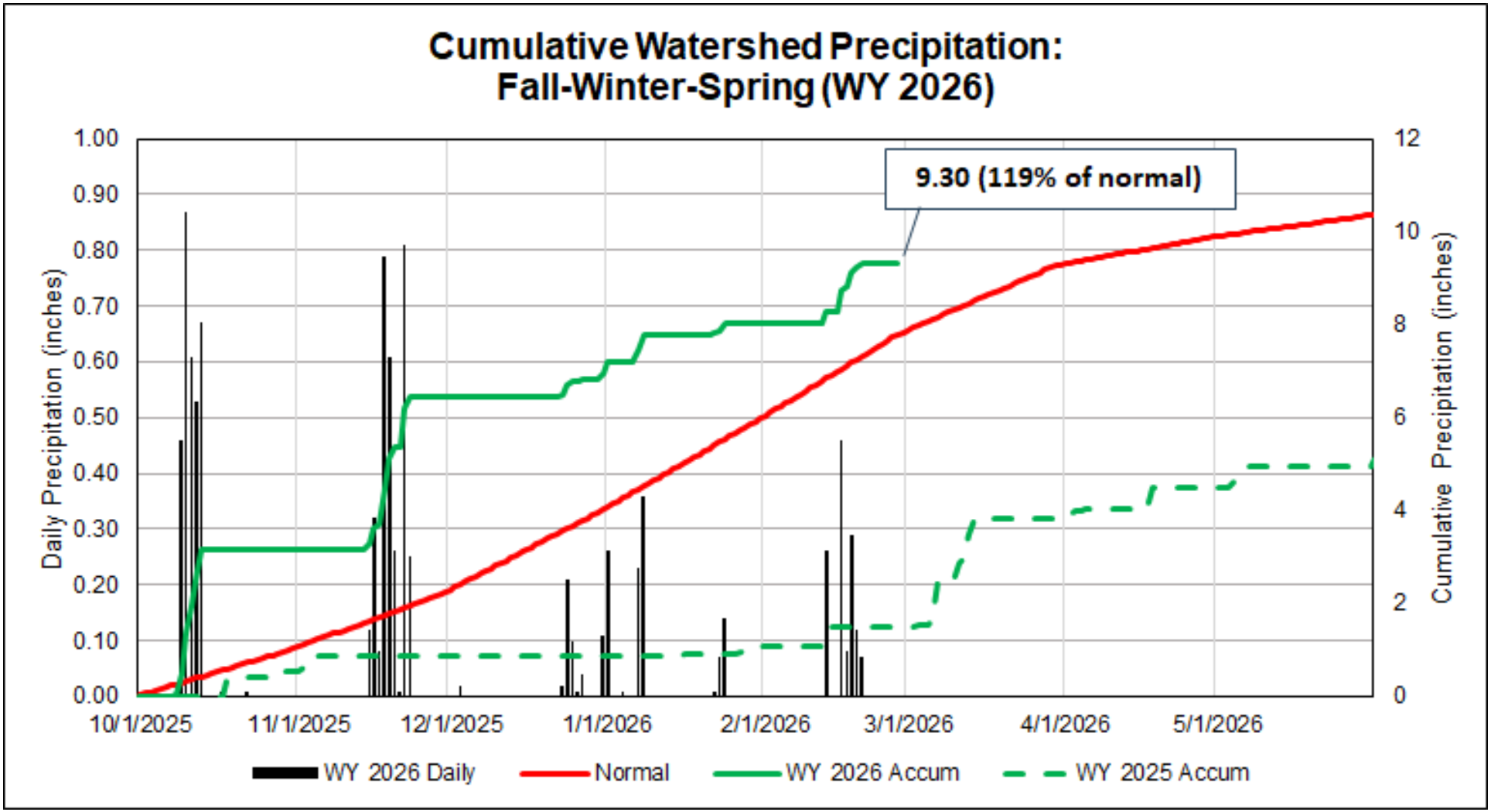
Cumulative Watershed Precipitation:
Fall-Winter-Spring (WY 2026)
9.30 (119% of normal)
Daily Precipitation (inches)
Cumulative Precipitation (inches)
1.00
0.90
0.80
0.70
0.60
0.50
0.40
0.30
0.20
0.10
0.00
12
10
8
6
4
2
0
10/1/2025
11/1/2025
12/1/2025
1/1/2026
2/1/2026
3/1/2026
4/1/2026
5/1/2026
WY 2026 Daily
Normal
WY 2026 Accum
WY 2025 Accum

Precipitation to Date

Water Year 2026

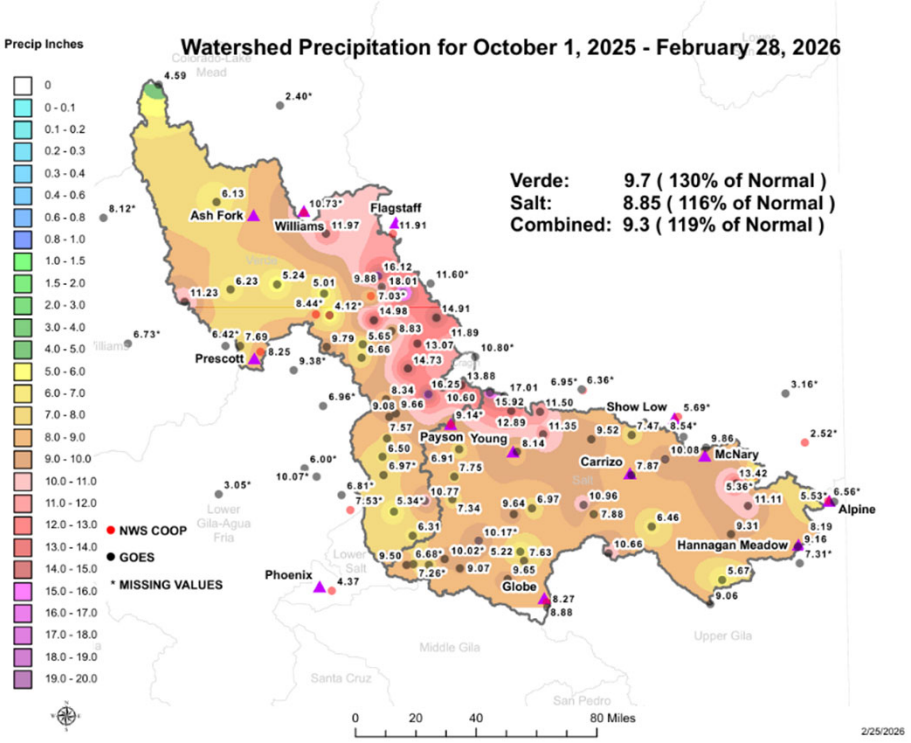

February 2026

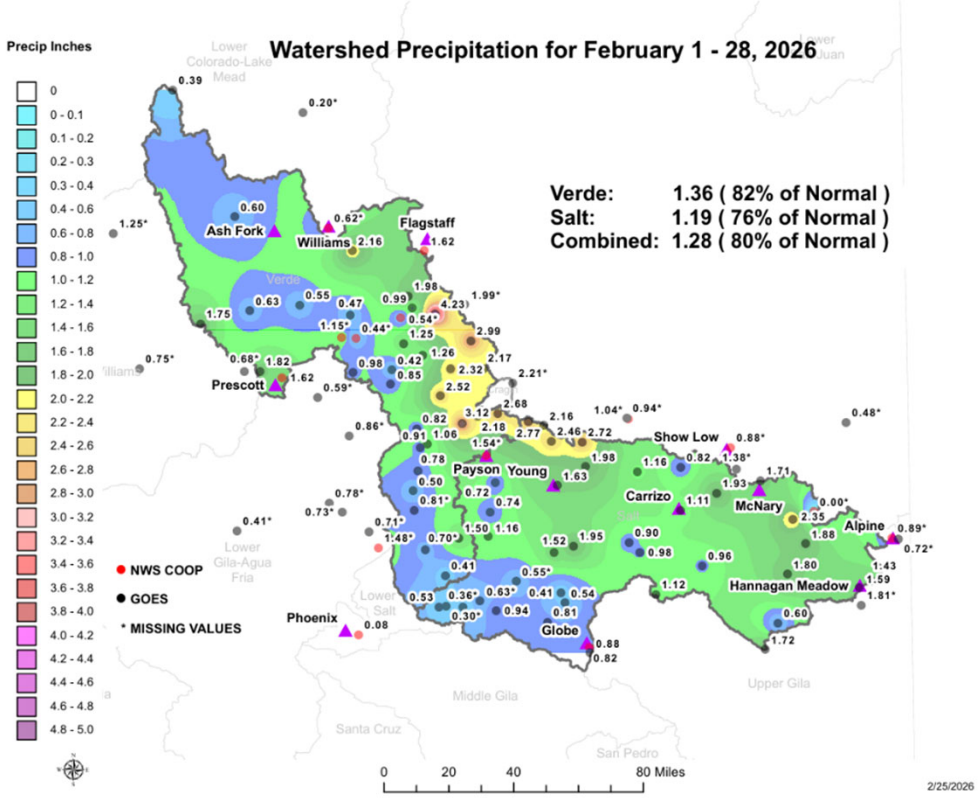

Late February Snowpack

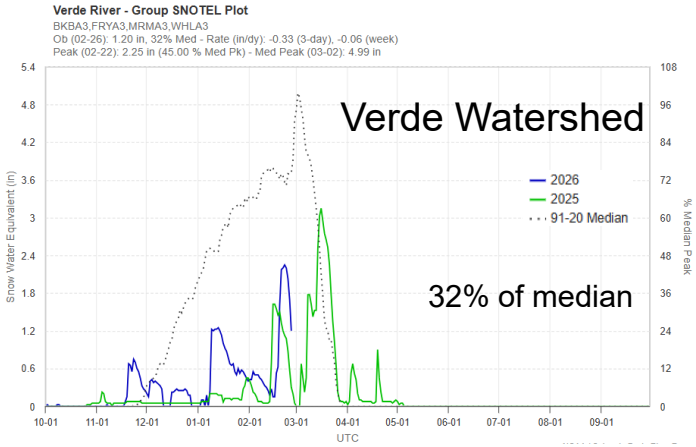

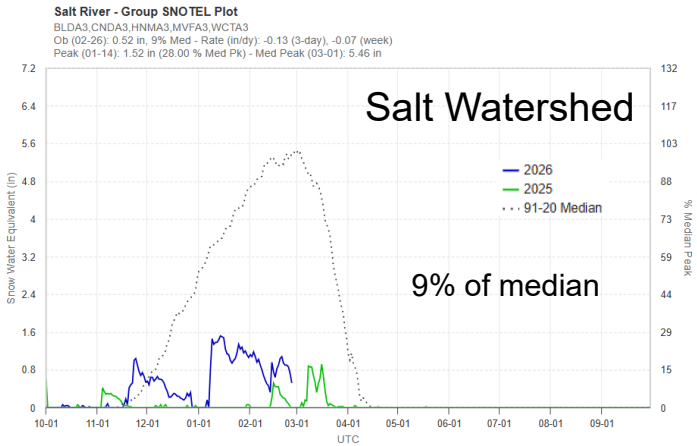

Mid-February Runoff and Streamflow Forecasts

Watershed soil moisture conditions are above normal, but the limited snowpack is quickly melting. February streamflow is below median.

Late February Snowmelt increased observed runoff on the Verde River up to 1,800 cfs.

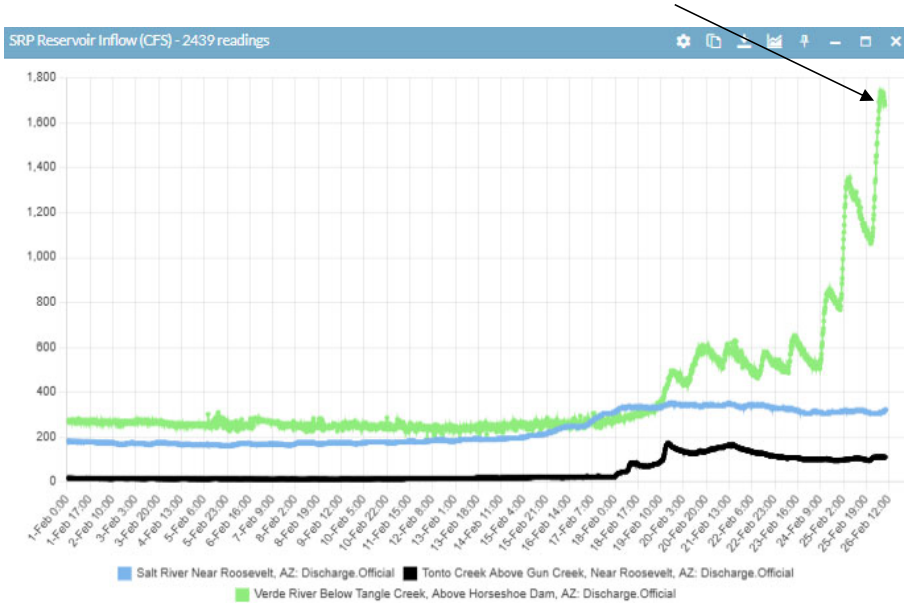

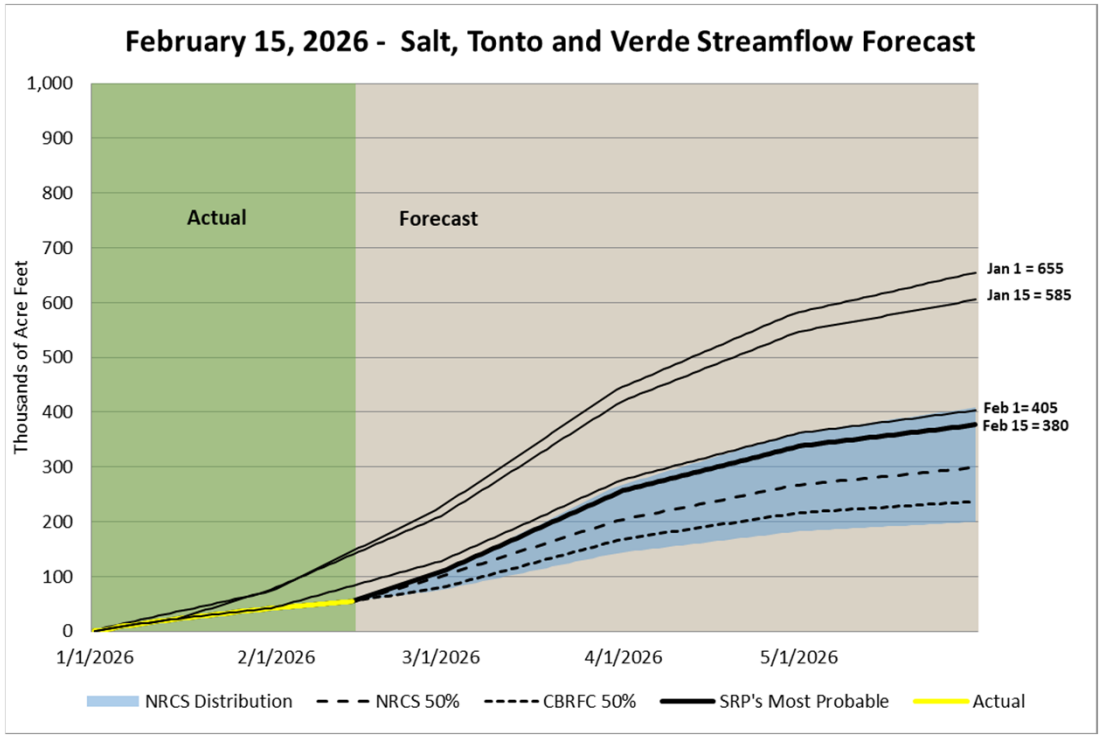

Current Salt/Tonto/Verde Streamflow Forecasts for Jan 1 – May 31 range from 380,000 AF (84% of median) to 240,000 AF (53% of median).

Reservoir projections (for 380 kaf) have Roosevelt reaching 57% and Verde reservoirs reaching 73% by May 31 (will vary based on storms/runoff).

February 2026

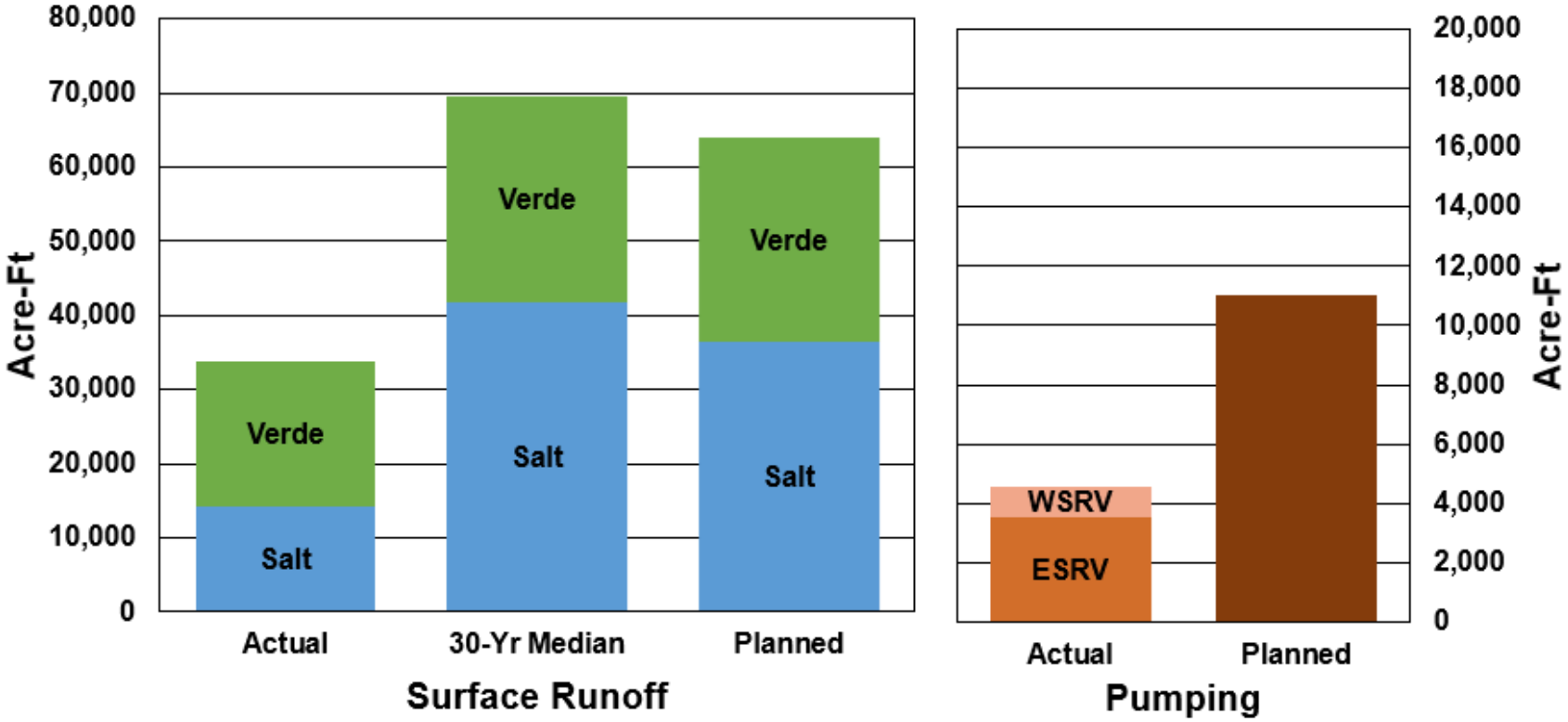

*Total Salt, Tonto, Verde runoff in January 2026 was 33,829 AF (53% of median)
**Total physical pumping in January 2026 is AF is 5,424 AF (11,000 AF planned). Total GW planned for 2026 is 225,000 AF.
***Total Surface Water Delivery for January 2026 is 25,090 AF (24,000 AF planned)

Year to Date 2026

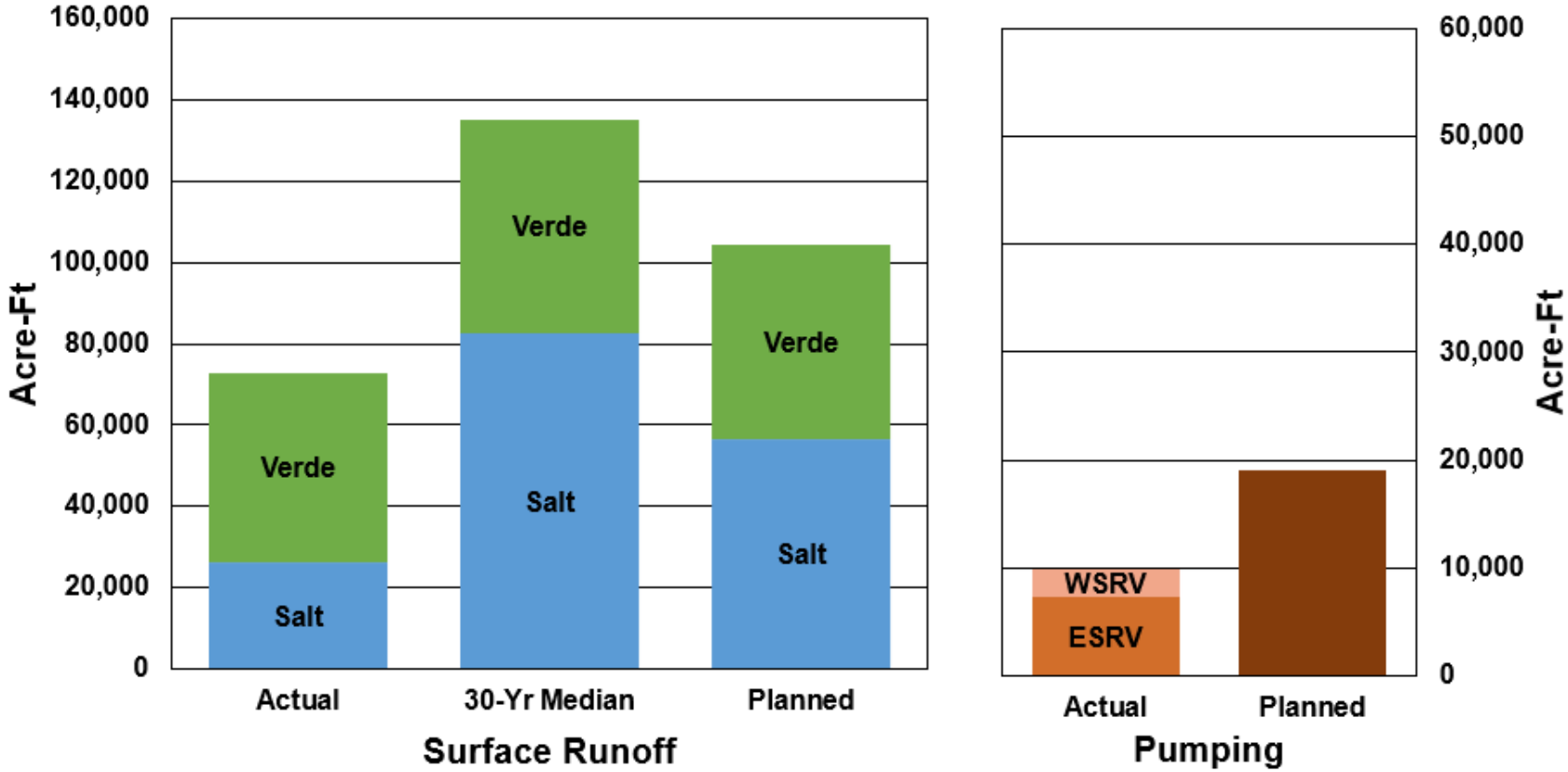

*Total Salt, Tonto, Verde runoff in 2026 was 72,804 AF (53% of median)
**Total physical pumping in 2026 is AF is 9,972 AF (19,000 AF planned). Total GW planned for 2026 is 225,000 AF.
***Total Surface Water Delivery for 2026 is 47,518 AF (47,000 AF planned)

SRP Reservoir System Status

February 26, 2026

Current Storage:

Salt	**1,112,808 AF**
Verde	**197,460 AF**
Total	**1,310,268 AF**

Total Storage: 57%

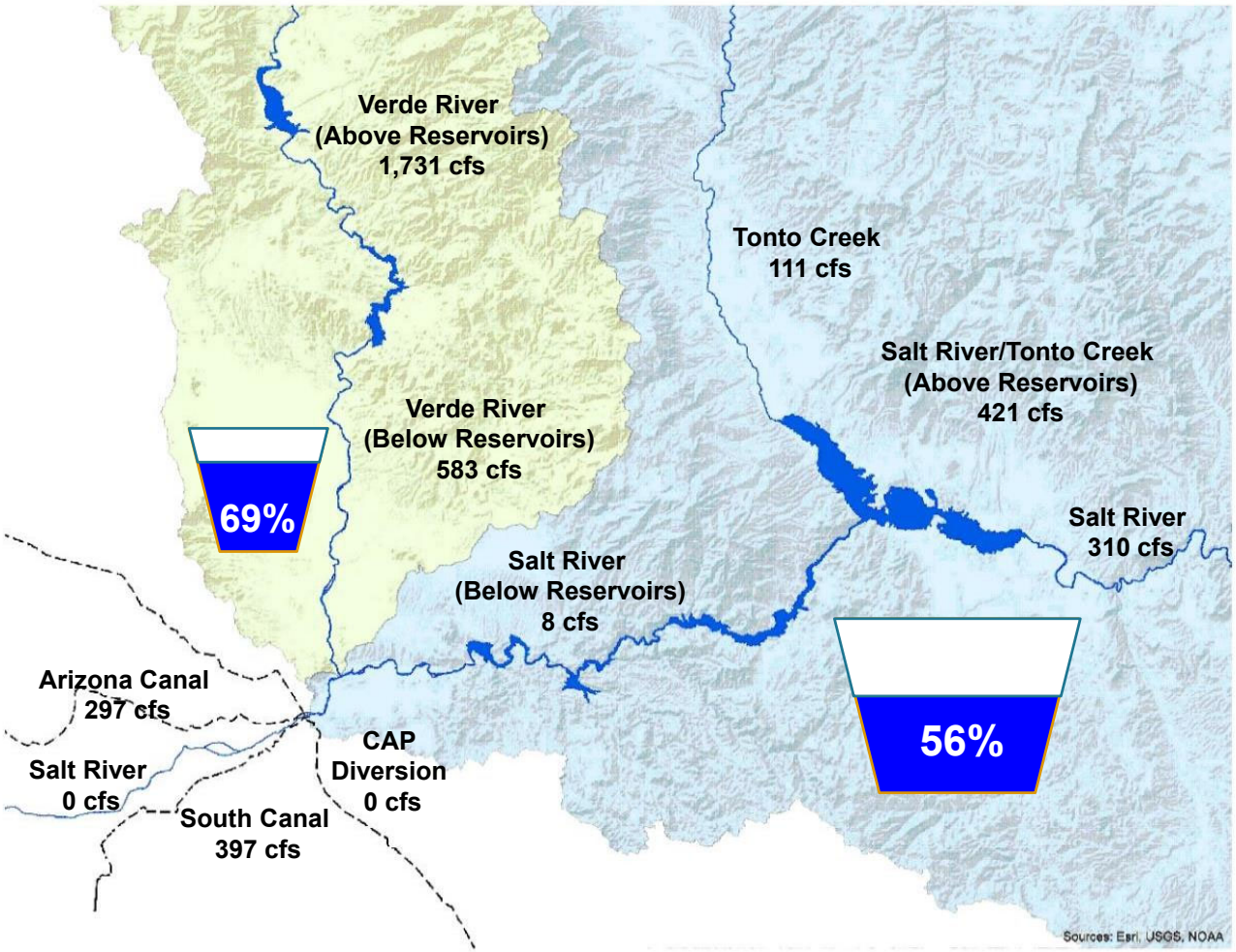

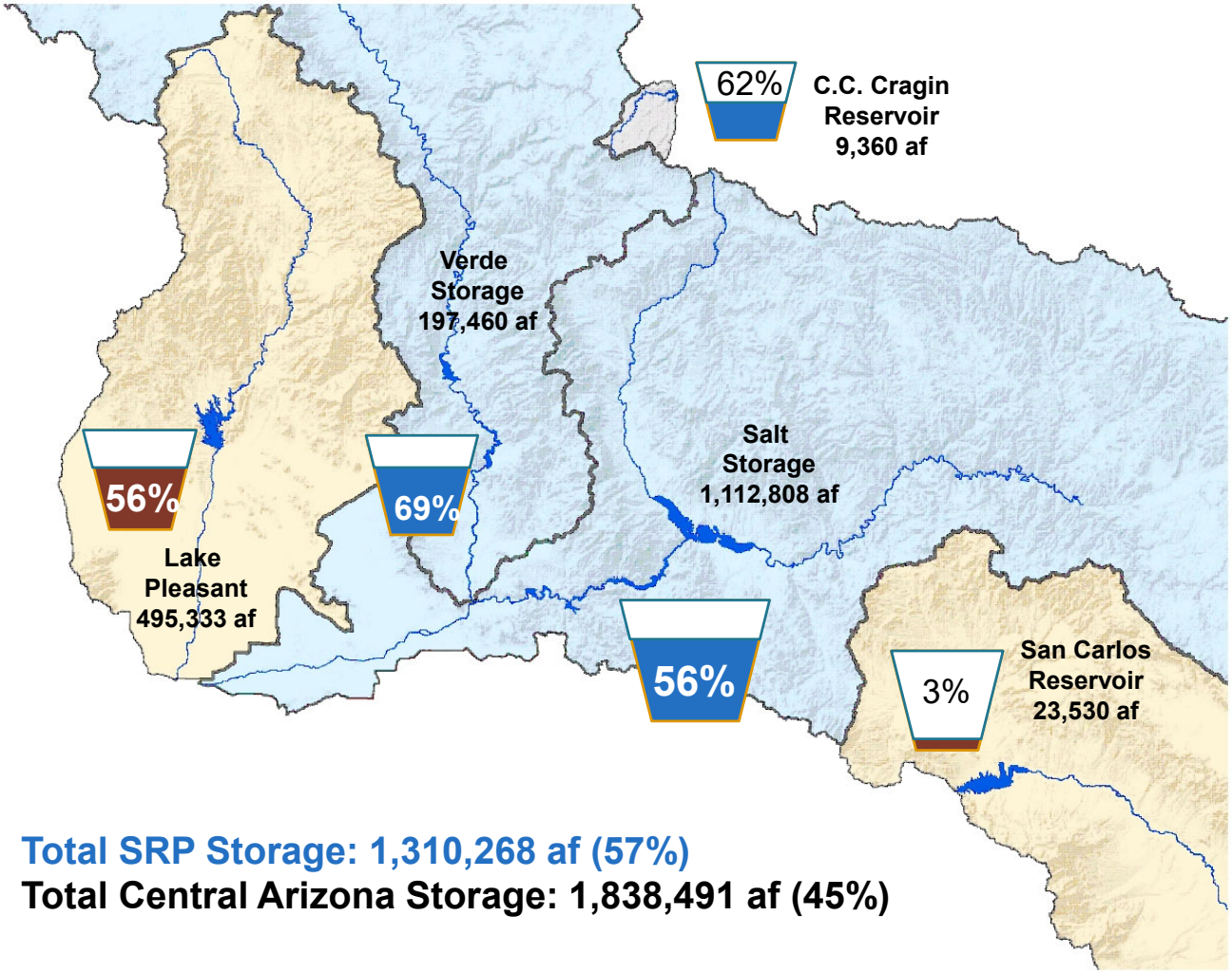

Total SRP Storage: 1,310,268 af (57%)
Total Central Arizona Storage: 1,838,491 af (45%)

Central Arizona Reservoir Status

February 26, 2026

Colorado River System Reservoir Status

<u>Total System Contents 37% or 21.767 MAF</u>

(Total system contents last year 41% or 24.236 MAF)

February 26, 2026

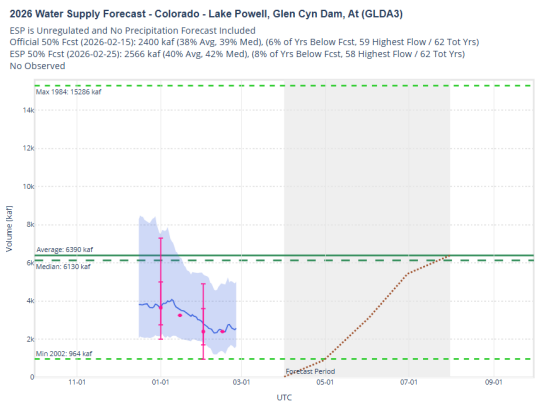

Lake Powell Unregulated Inflow
ESP 50% Official Forecast (Feb 15)
April 1 – July 31, 2026

2.400 MAF (38% of median)

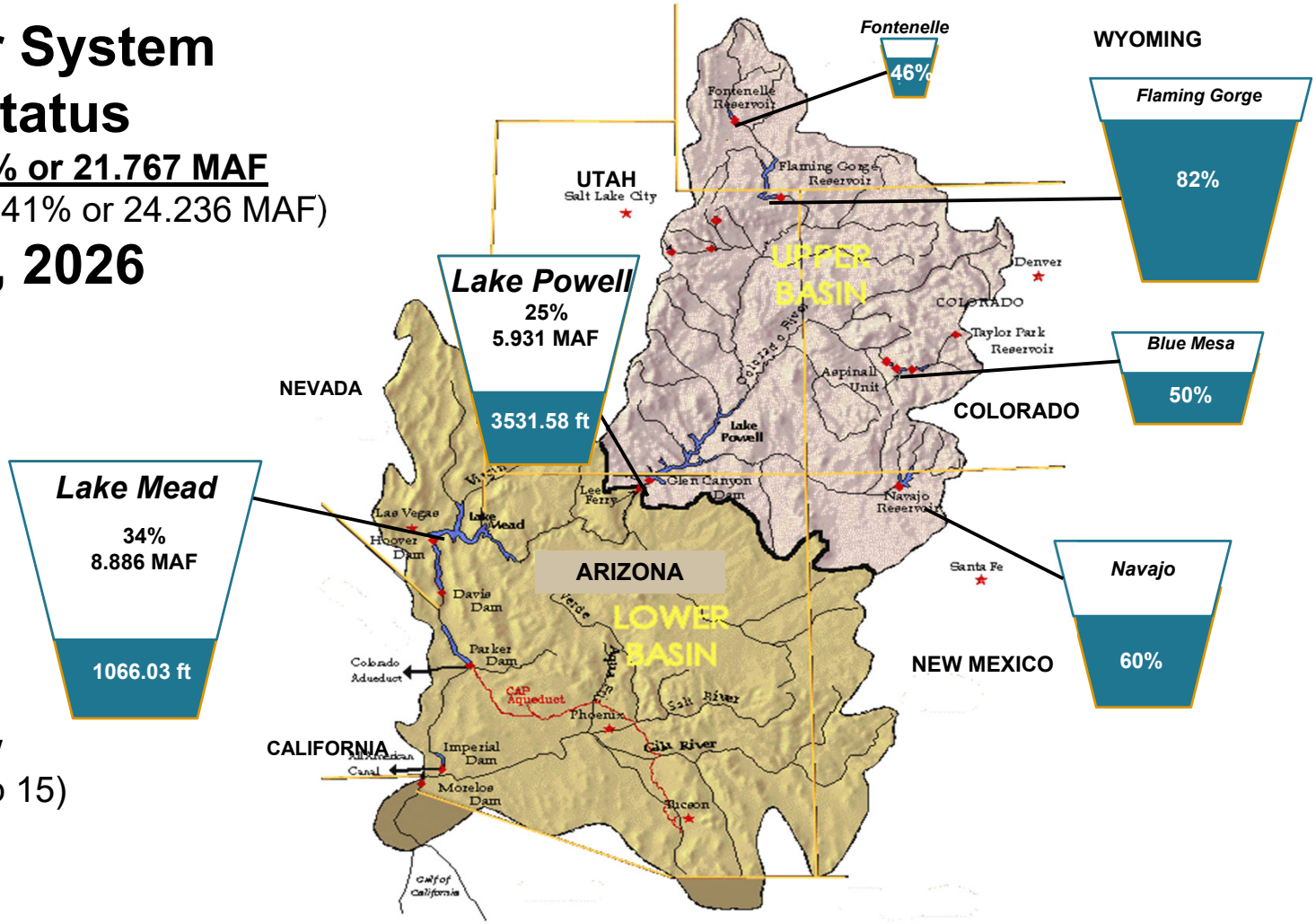

Early March Precipitation Outlook

7-day QPF

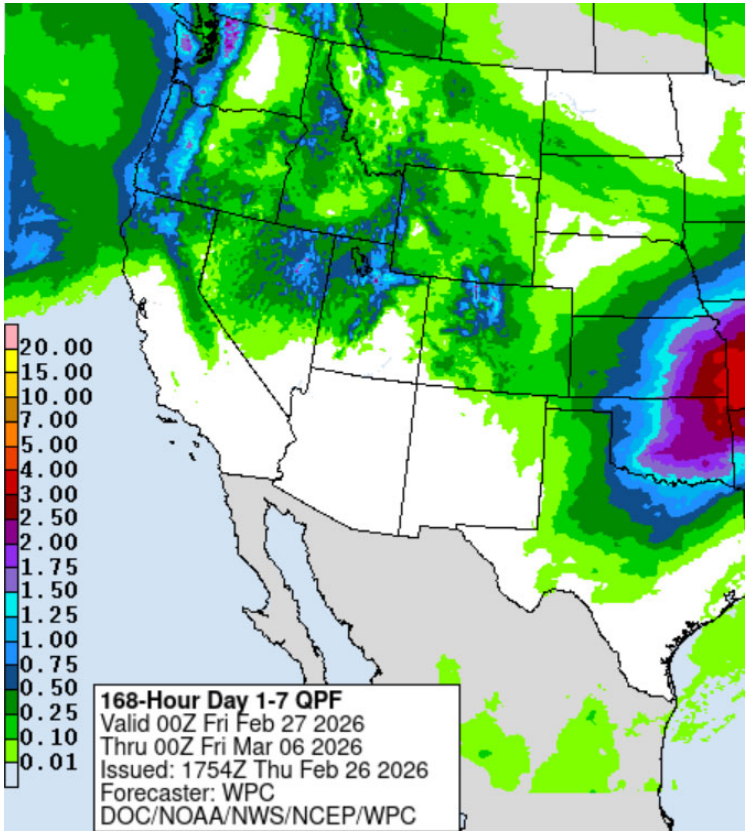

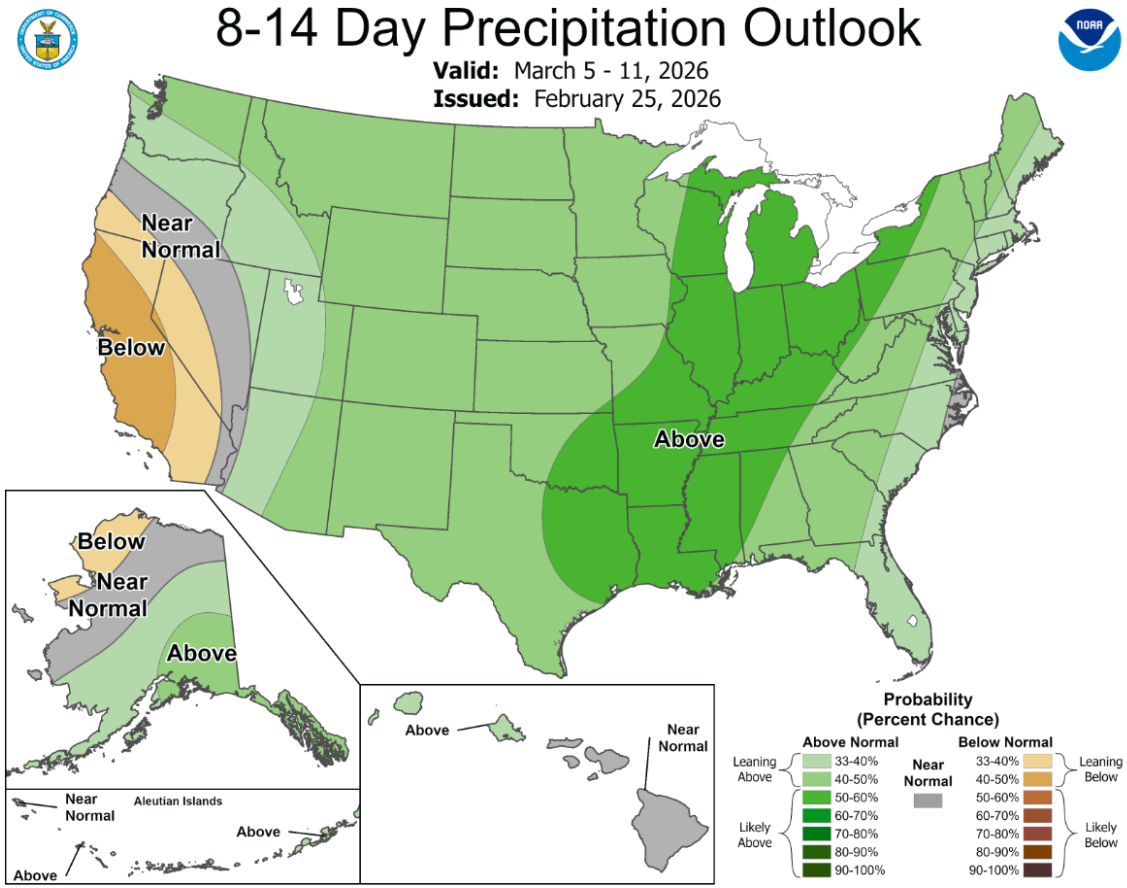

March-May Seasonal Outlook

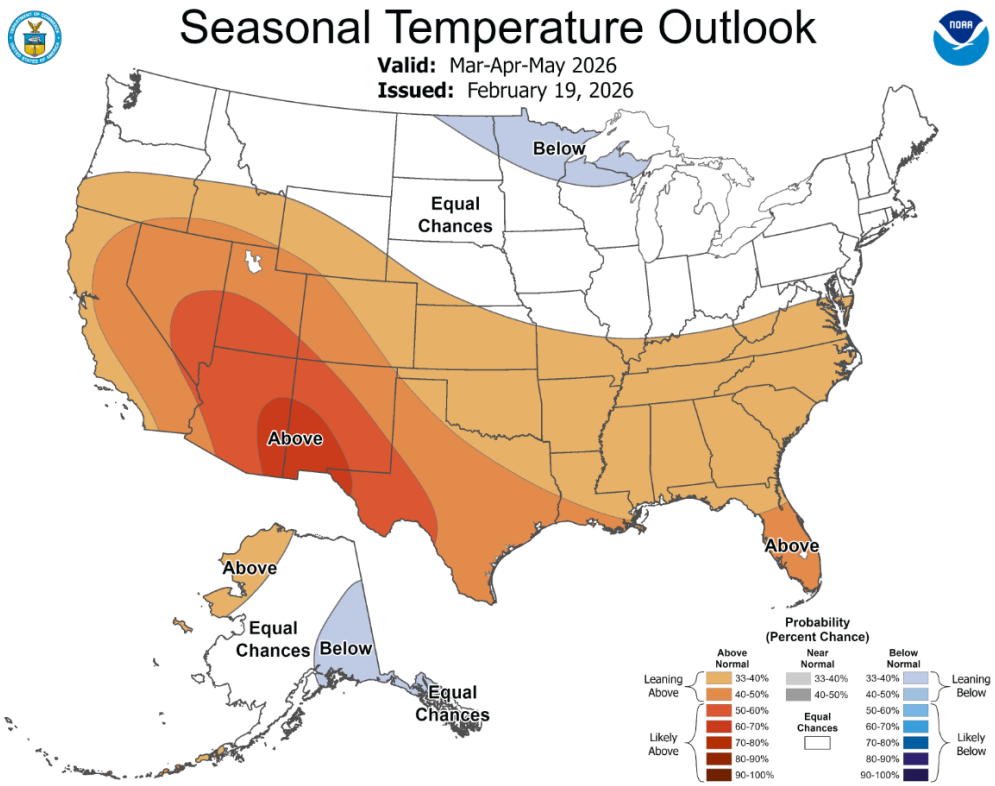

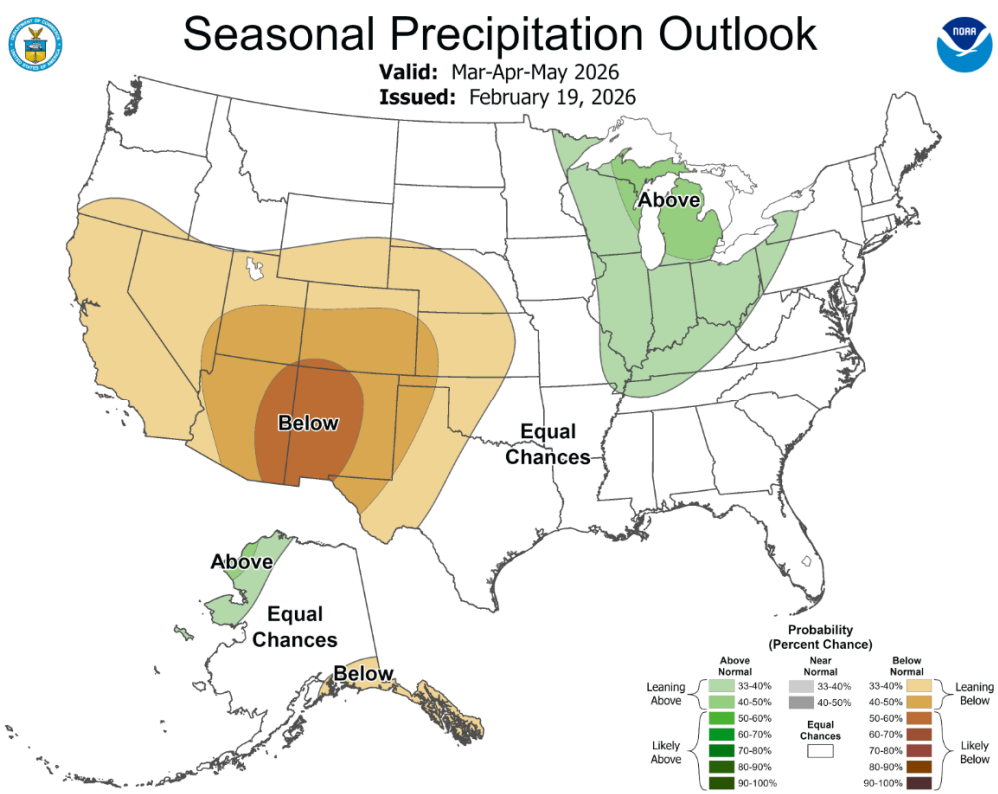

thank you!