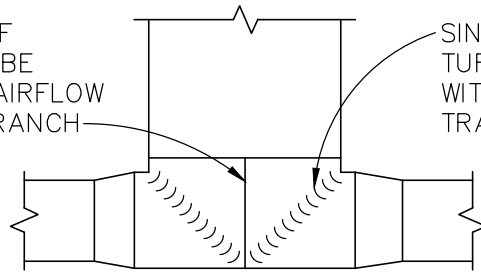


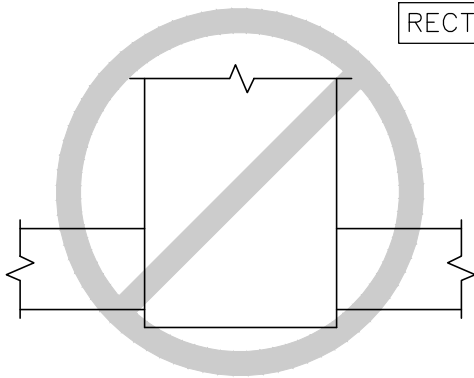
LOCATION OF
DIVIDER TO BE
BASED ON AIRFLOW
TO EACH BRANCH



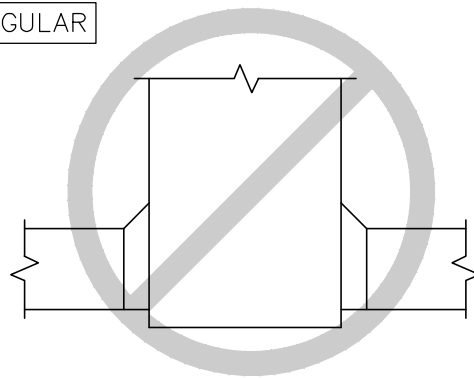
SINGLE THICKNESS
TURNING VANES
WITH EXTENDED
TRAILING EDGE

REQUIRED

RECTANGULAR



NOT PERMITTED



NOT PERMITTED



DUCT TEE DETAIL

REV. NO. 001

REV. DATE : 10-13-20

DRAWN BY : NBS

DWG. NO.

MP-010

SCALE : NTS