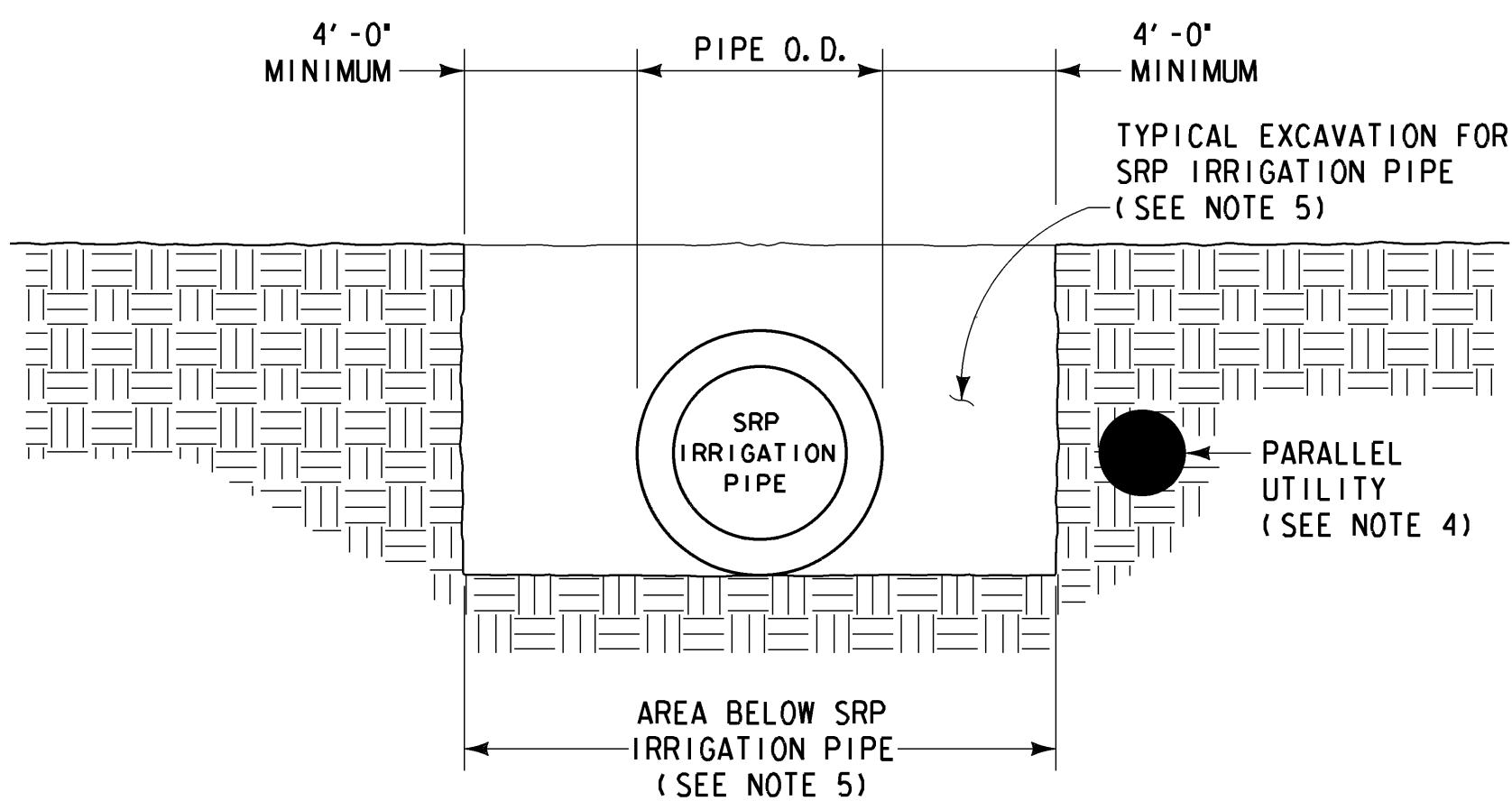
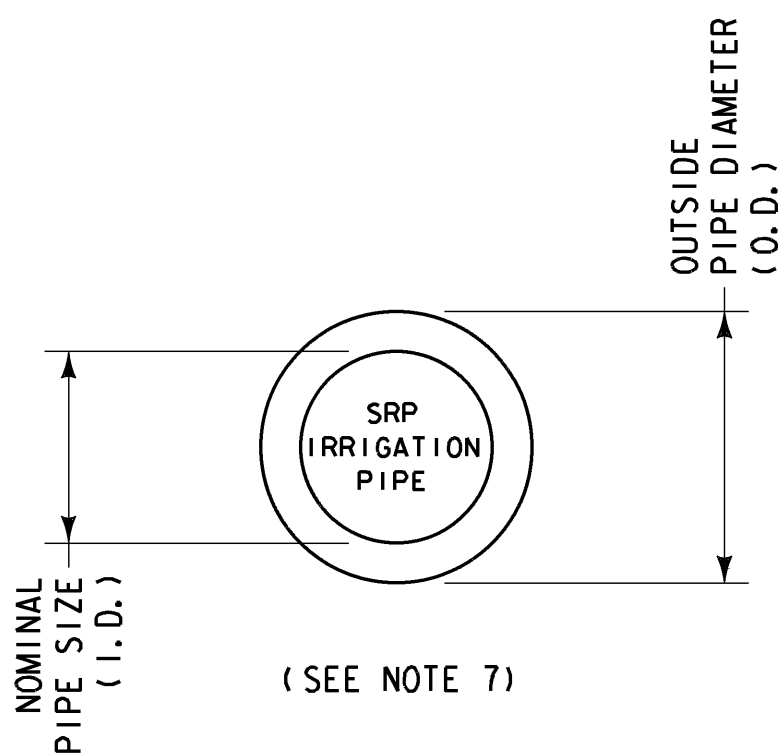


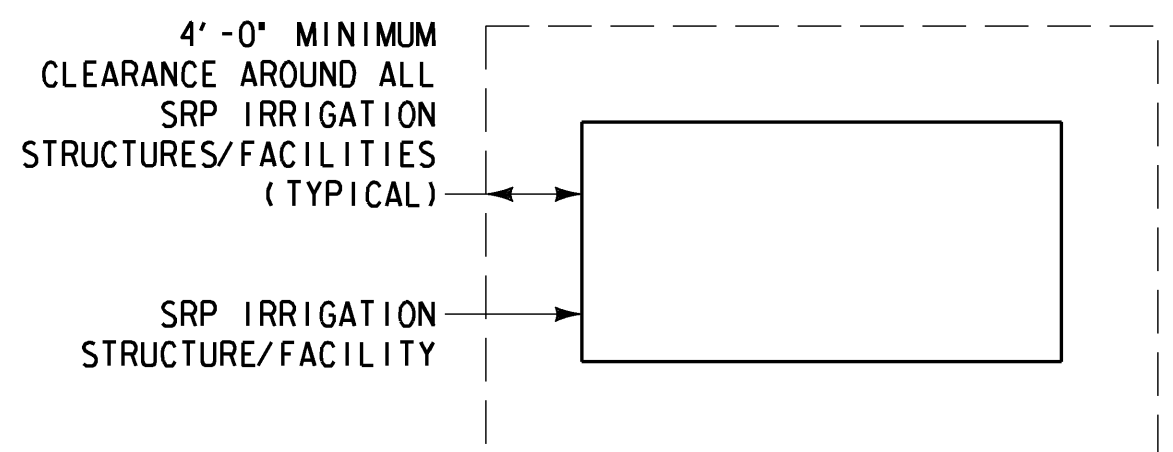
PIPELINE - UNDERCROSSING



PIPELINE - PARALLEL UTILITY



NOMINAL PIPE SIZE (I. D.)	OUTSIDE PIPE DIAMETER (O. D.)
24"	30"
30"	37"
36"	44"
42"	51"
48"	58"
54"	65"
60"	72"
66"	79"
72"	86"



IRRIGATION STRUCTURE/FACILITY CLEARANCE

NOTES

- OVERCROSSINGS OF SRP IRRIGATION PIPE ARE REVIEWED ON A CASE-BY-CASE BASIS. EXCEPT FOR THOSE CASES SPECIFICALLY IDENTIFIED BELOW, OVERCROSSINGS ARE TYPICALLY NOT ALLOWED.
- PRIMARY POWER/ELECTRIC FACILITIES, GAS, AND SEWER, MUST GO UNDER THE SRP IRRIGATION PIPE. OVERCROSSINGS OF TRAFFIC SIGNAL, STREET LIGHT ELECTRICAL FACILITIES, WATER, AND COMMUNICATIONS, ARE ALLOWED UP TO 3' IN CONDUIT AS LONG AS THE 1'-0" CLEARANCE OVER THE PIPE IS MET.
- MAINTAIN MINIMUM 12' CLEARANCE BETWEEN SRP IRRIGATION PIPE AND CLOSEST POINT OF OVERCROSSING SCUPPER. SCUPPER SHALL CONFORM TO MAG STANDARD DETAIL 203 OR 206.
- UTILITIES PARALLEL TO SRP IRRIGATION PIPE ARE REVIEWED ON A CASE-BY-CASE BASIS. LOCATE PARALLEL UTILITY OUTSIDE OF AREA SRP EXCAVATES WHEN MAINTAINING IRRIGATION PIPE. TYPICAL EXCAVATION INCLUDES AREA ABOVE AND TO EACH SIDE OF SRP IRRIGATION PIPE. SIDE EXCAVATION IS 4'-0" FROM THE OUTSIDE DIAMETER OF THE SRP IRRIGATION PIPE.
- OTHER UTILITIES NOT PERMITTED IN THESE AREAS.
- CLEARANCE IS MEASURED FROM OUTSIDE DIAMETER OF SRP IRRIGATION PIPE. OUTSIDE DIAMETER IS SIGNIFICANTLY LARGER THAN NOMINAL PIPE SIZE (INSIDE DIAMETER) NOTED ON PLAN/PROFILE DRAWINGS. SEE TABLE FOR NOMINAL PIPE SIZES AND OUTSIDE DIAMETERS.
- SPECIFIED CLEARANCES ARE FOR USE WITH RUBBER GASKETED REINFORCED CONCRETE PIPE (RGRCP) UP TO AND INCLUDING 72" NOMINAL PIPE SIZE. GREATER CLEARANCE OR REPLACEMENT IS REQUIRED FOR LARGER DIAMETER RGRCP, CAST-IN-PLACE PIPE (CIPP) AND NON-REINFORCED CONCRETE PIPE.
- ASSURE CONTINUOUS SUPPORT AND PROTECTION OF SRP IRRIGATION PIPE. DAMAGE TO SRP IRRIGATION PIPE/SYSTEM WILL BE REPAIRED BY SRP. ALL DIRECT AND INDIRECT COSTS SHALL BE BORNE BY OTHER UTILITY/LICENSEE.
- TRENCH BACKFILL COMPACTION SHALL BE MARICOPA ASSOCIATION OF GOVERNMENTS (MAG) TYPE I OR TYPE III, EXCEPT THAT 95% COMPACTION SHALL BE REQUIRED FROM 1'-0" ABOVE TOP OF PIPE TO BOTTOM OF TRENCH. WATER CONSOLIDATION IS NOT PERMITTED.
- COMPLY WITH MAG UNIFORM STANDARD SPECIFICATIONS AND STANDARD DETAILS UNLESS OTHERWISE NOTED IN PROJECT SPECIFIC SRP DOCUMENTS. MOST STRINGENT REQUIREMENTS SHALL APPLY UNLESS SPECIFICALLY NOTED OTHERWISE IN SRP DOCUMENTS.
- COMPLY WITH ALL APPLICABLE STATUTES, ORDINANCES AND REGULATIONS INCLUDING BLUE STAKE LAW (A. R. S. SEC. 40-360-21 ET SEQ.).
- THESE GUIDELINES ARE PROVIDED AS A GENERAL AID TO PLANNING. ACTUAL SRP REQUIREMENTS MAY VARY BASED ON SITE-SPECIFIC CONDITIONS, OPERATIONAL CONSIDERATIONS, ETC.
- AN SRP LICENSE IS REQUIRED FOR UTILITIES CROSSING/PARALLEL TO SRP IRRIGATION PIPE IN SRP RIGHT-OF-WAY. SRP REQUIRES ENGINEER DESIGNED UTILITY CROSSING/LOCATION AND EXCAVATION PLAN.
- NOTIFY SRP INSPECTOR A MINIMUM OF 72 HOURS BEFORE STARTING CONSTRUCTION IN OR AROUND SRP IRRIGATION FACILITIES. AN IRRIGATION OUTAGE AGREEMENT MUST BE COMPLETED BY THE CONTRACTOR IF A DRY-UP OF ANY PART OF THE IRRIGATION SYSTEM WILL BE NECESSARY DURING CONSTRUCTION. ISSUANCE OF A LICENSE DOES NOT PROVIDE FOR A CONSTRUCTION DRY-UP.

REFERENCES

SALT RIVER PROJECT RIGHT-OF-WAY GUIDELINES - WES-ROWGUIDE

REVISIONS

REV NO.	DFTR	DSGN	ENGR CHK	ISSUE AUTH	DATE
REVISED SLOPED EXCAVATION TO VERTICAL. REVISED NOTE 2 AND 4.					
7	JWS	-	BRM	AWJ	10/26/20
	JWS	-	BRM	AWJ	
INITIAL ISSUE.					
0	MOD	CWT	CWT	REL	04/06/98
	MOD	CWT	CWT	REL	

SALT RIVER PROJECT WATER ENGINEERING STANDARD

UTILITIES CROSSING OR PARALLEL TO SRP IRRIGATION PIPE

SCALE: NONE 02604001.WES

DWG SIZE 17X22

WES-02604-001